


Fiscal Year 2016



A CURRENT LOOK AT GEORGIA'S PUBLIC LIBRARIES AND GPLS

www.georgialibraries.org

February 2017

Contents

Fiscal Year 2016

Topics	Page
● Introduction from State Librarian	3
● Georgia's Library Laws	4
● The Value of Public Libraries	5
● State Funding	6 - 9
● Local Funding	10 – 12
● Local and State Funding Ratios	13 – 14
● State and Local Funding for Library Facilities	15 – 16
● Library Cards and Circulation	17 – 21
● Resource Sharing – Interlibrary Loans and Courier Service	22 – 23
● Public Access Computers	24 – 27
● Library Public Service Hours	28 – 30
● Library Collections and Expenditures	31 – 39
● Expenditures of Georgia's Public Libraries	40 – 44
● Key Services of GPLS	45
● GPLS Expenditures and Staffing	46
● GPLS Recent Benchmarks and Milestones	47 – 50
● GPLS History	51
● Data Sources	52

www.georgialibraries.org/lib/statistics

Georgia's Library Laws

- By statutory authority, Georgia Public Library Service, as a unit of the Board of Regents of the University System of Georgia, gives aid, counsel and advice to all libraries in Georgia and works in a limited supervisory capacity with the 63 public library systems
- **OCGA § 20-5-2 (a)** states that the agency "... shall give aid, advice and counsel to all libraries" and "shall exercise supervision over all public libraries and endeavor to improve libraries already established."
- **OCGA § 20-2-305 (a)** states that the agency "... shall annually determine and request of the General Assembly the amount of funds needed for county and regional public libraries" and that "Public Library funds shall be apportioned to county and regional public libraries in proportion to the area and population to be served by such libraries . . ."
- Public library systems in Georgia are either single-county or multiple-county, based on the individual participating agreements. There are currently 34 multiple-county (regional) public library systems and 29 single-county public library systems. **OCGA § 20-5-41** places authority of single-county library systems with the county board of trustees and places authority of multiple-county library systems with the regional board of trustees.
- While GPLS strongly supports efficiency and economy in the operation of public library systems, it realizes that local preferences, history and political realities drive the decisions of how public libraries are configured and aligned. It is the role of GPLS to advocate for strong, fiscally sound and viable public libraries.
- Georgia statutes related to public libraries may be found at www.georgialibraries.org/lib/library_laws/

The Value of Public Library Services

- If a **family of four** together borrows two books and two DVDs each month, attends one program per quarter and annually takes advantage of the museum and attraction passes available at every public library in the state, that family would **save more than \$1,670 every year** over the cost of buying those materials and tickets individually. *In addition, there is the value of public-access Internet, job skills training, homework help, and dozens of other services that Georgia libraries routinely provide free of charge!*
- **2 books per month per year**
 - The average book costs \$25.00.
 - This saved the family of four a total of **\$600**.
- **2 DVDs per month all year**
 - The average price of a new DVD is \$29.99
 - This saved the family of four a total of **\$720**.
- **1 library program per quarter**
 - The average cost of a movie ticket was \$8.65.
 - This saved the family of four a total of **\$138**.
- **1 time per year using the museum and attraction passes at Zoo Atlanta, Go Fish, the Carlos Museum, the Center for Puppetry Arts, the Atlanta Hawks, the Atlanta Braves, and the State Park Pass**
 - This saved the family of four a total of **\$240**.

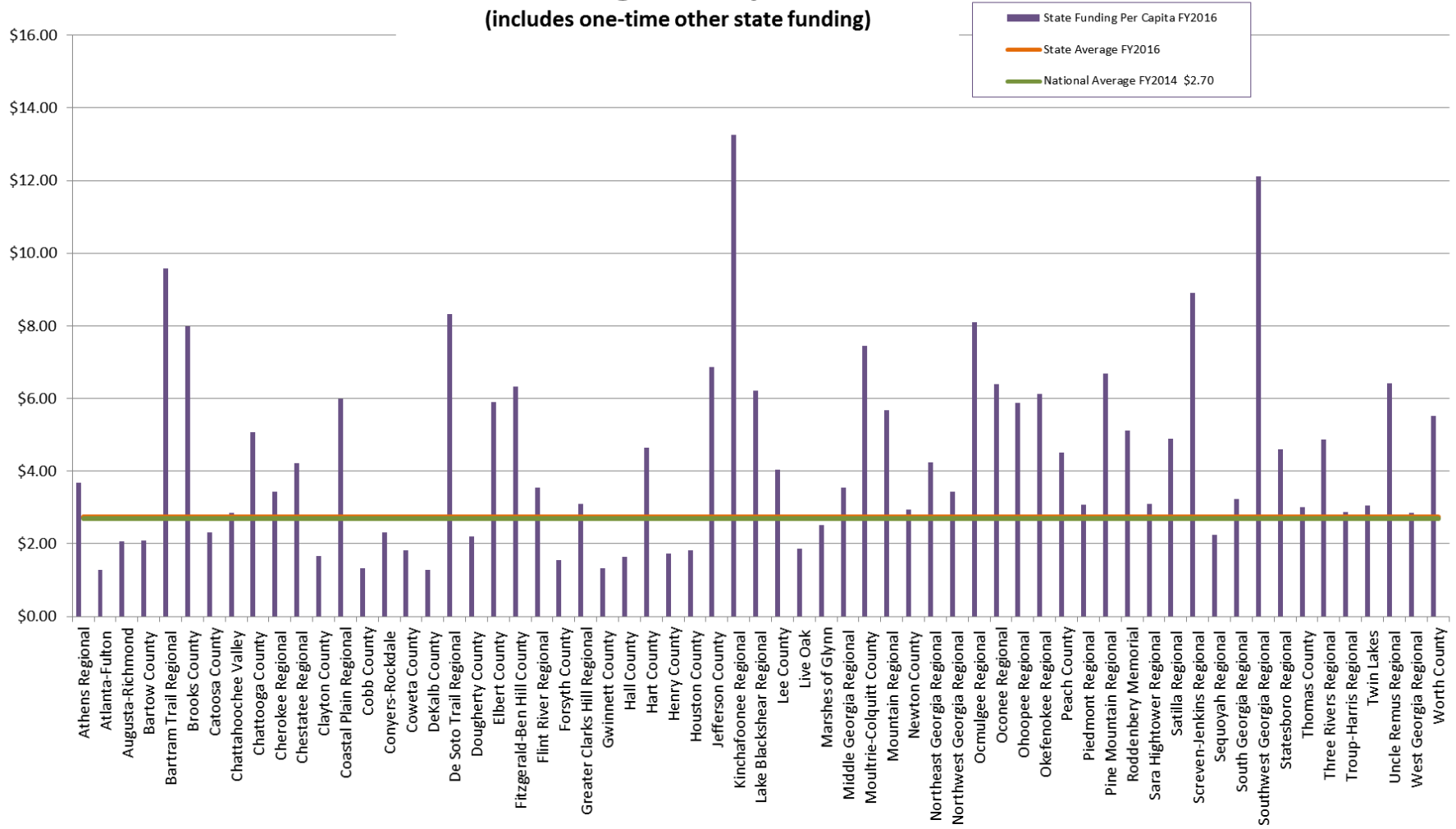
The value of public library services is almost **\$1700 for just these services!**

State Funding for Georgia's Public Libraries

- By state law OCGA § 20-5-3, state funding is apportioned by formula to the library systems on the basis of population and geography (http://www.georgialibraries.org/lib/library_laws/OCGA - 20-5-3.pdf).
- State funding is provided for professional salaries, library materials, operational support, libraries for the blind and physically handicapped, and, by grant award, for capital improvement.
- Georgia is the only state that provides grants that are specifically designated for the salaries of professional librarians, thus ensuring that each system is administered and led by licensed librarians.
- In FY2014, Georgia ranked 13th in the nation in terms of state funding per capita for public libraries, at \$2.60 while the national average was \$2.70.
- Even with the significant funding provided by the state, in FY2014 Georgia ranked 47th in the nation in terms of **total** per capita funding of public libraries at \$19.46. The national average for **total** per capita funding was \$38.11. Note: FY2014 is the most recent year for which IMLS has published national data tables.
- In FY2016, Georgia's per capita state funding was \$2.75.

State Funding Per Capita FY 2016

(includes one-time other state funding)



Sources: Annual Reports of Georgia's public library systems for Fiscal Year 2016 and the Institute of Museum and Library Services (IMLS) Public Library Survey for Fiscal Year 2014

State Per Capita Funding for Georgia Public Libraries - FY 2014 - 2016									
Library System	2014			2015			2016		
	Population	Total State Funding	Per Capita	Population	Total State Funding	Per Capita	Population	Total State Funding	Per Capita
Athens Regional	225,833	\$ 994,273.00	\$ 4.40	224,115	\$ 926,910.30	\$ 4.14	226,216	\$ 832,152.75	\$ 3.68
Atlanta-Fulton	995,984	\$ 1,091,898.00	\$ 1.10	1,018,601	\$ 1,319,351.00	\$ 1.30	1,035,754	\$ 1,316,325.00	\$ 1.27
Augusta-Richmond				203,625	\$ 480,617.00	\$ 2.36	204,435	\$ 422,345.40	\$ 2.07
Barrow County	108,201	\$ 280,040.00	\$ 2.59	103,438	\$ 305,738.70	\$ 2.96	104,521	\$ 218,083.91	\$ 2.09
Bartram Trail Regional	34,725	\$ 280,762.34	\$ 8.09	33,371	\$ 300,348.28	\$ 9.00	33,417	\$ 320,246.92	\$ 9.58
Brooks County	16,570	\$ 162,794.95	\$ 9.82	15,464	\$ 154,776.92	\$ 10.01	15,439	\$ 123,237.00	\$ 7.98
Catoosa County	67,318	\$ 141,222.61	\$ 2.10	66,522	\$ 178,377.41	\$ 2.68	67,127	\$ 155,734.61	\$ 2.32
Chattahoochee Valley	225,186	\$ 670,825.75	\$ 2.98	233,503	\$ 646,510.08	\$ 2.77	235,168	\$ 672,185.87	\$ 2.86
Chattooga County	26,579	\$ 148,496.67	\$ 5.59	25,171	\$ 154,581.51	\$ 6.14	25,187	\$ 127,644.06	\$ 5.07
Cherokee Regional	87,589	\$ 287,604.39	\$ 3.28	85,272	\$ 317,339.18	\$ 3.72	85,555	\$ 293,077.30	\$ 3.43
Chestatee Regional	57,167	\$ 223,788.01	\$ 3.91	55,252	\$ 239,181.30	\$ 4.33	56,075	\$ 236,174.90	\$ 4.21
Clayton County	272,197	\$ 452,635.42	\$ 1.66	269,649	\$ 460,700.07	\$ 1.71	272,364	\$ 450,488.00	\$ 1.65
Coastal Plain Regional	98,774	\$ 493,545.20	\$ 5.00	94,637	\$ 519,019.49	\$ 5.48	94,976	\$ 569,030.05	\$ 5.99
Cobb County	732,504	\$ 1,055,486.86	\$ 1.44	735,825	\$ 1,113,451.90	\$ 1.51	745,143	\$ 984,212.70	\$ 1.32
Conyers-Rockdale	91,500	\$ 151,214.04	\$ 1.65	89,299	\$ 226,469.23	\$ 2.54	90,489	\$ 209,693.99	\$ 2.32
Coweta County	140,969	\$ 260,861.31	\$ 1.85	138,639	\$ 307,807.10	\$ 2.22	141,369	\$ 257,538.40	\$ 1.82
DeKalb County	721,520	\$ 1,046,694.90	\$ 1.45	726,171	\$ 1,170,845.91	\$ 1.61	732,586	\$ 943,084.22	\$ 1.29
De Soto Trail Regional	38,051	\$ 314,276.65	\$ 8.26	36,809	\$ 269,219.96	\$ 7.31	36,749	\$ 306,028.57	\$ 8.33
Dougherty County	97,331	\$ 134,643.67	\$ 1.38	93,142	\$ 244,341.58	\$ 2.62	93,228	\$ 205,432.81	\$ 2.20
East Central Georgia Regional	234,310	\$ 602,105.19	\$ 2.57						
Elbert County	20,247	\$ 140,337.13	\$ 6.93	19,537	\$ 150,577.75	\$ 7.71	19,505	\$ 115,268.63	\$ 5.91
Fitzgerald-Ben Hill County	18,092	\$ 123,615.45	\$ 6.83	17,691	\$ 125,557.98	\$ 7.10	17,780	\$ 112,633.85	\$ 6.34
Flint River Regional	269,759	\$ 970,977.26	\$ 3.60	262,435	\$ 906,128.13	\$ 3.45	264,506	\$ 935,991.35	\$ 3.54
Forsyth County	204,585	\$ 408,108.91	\$ 1.99	209,023	\$ 445,706.38	\$ 2.13	215,831	\$ 333,823.13	\$ 1.55
Greater Clarks Hill Regional	147,943	\$ 364,844.33	\$ 2.47	178,529	\$ 534,007.87	\$ 2.99	181,970	\$ 561,953.28	\$ 3.09
Gwinnett County	891,721	\$ 1,107,808.19	\$ 1.24	894,928	\$ 1,224,707.91	\$ 1.37	912,741	\$ 1,207,122.45	\$ 1.32
Hall County	196,993	\$ 392,266.00	\$ 1.99	194,153	\$ 430,537.00	\$ 2.22	197,356	\$ 321,521.52	\$ 1.63
Hart County	25,723	\$ 147,364.25	\$ 5.73	25,628	\$ 158,098.87	\$ 6.17	25,718	\$ 119,483.00	\$ 4.65
Henry County	230,973	\$ 397,674.00	\$ 1.72	219,654	\$ 452,687.25	\$ 2.06	223,916	\$ 389,056.69	\$ 1.74
Houston County	151,582	\$ 258,833.36	\$ 1.71	152,213	\$ 328,891.43	\$ 2.16	154,491	\$ 281,139.17	\$ 1.82
Jefferson County	17,256	\$ 138,905.43	\$ 8.05	16,286	\$ 125,711.08	\$ 7.72	16,268	\$ 111,861.95	\$ 6.88
Kincaid Regional	32,515	\$ 391,646.48	\$ 12.05	30,517	\$ 466,521.57	\$ 15.29	30,339	\$ 402,256.00	\$ 13.26
Lake Blackshear Regional	78,425	\$ 376,111.80	\$ 4.80	73,963	\$ 401,021.97	\$ 5.42	73,898	\$ 459,045.23	\$ 6.21
Lee County	30,127	\$ 149,973.78	\$ 4.98	30,113	\$ 161,242.98	\$ 5.35	30,634	\$ 123,474.66	\$ 4.03
Live Oak	406,815	\$ 895,908.00	\$ 2.20	408,098	\$ 848,534.00	\$ 2.08	413,636	\$ 775,029.00	\$ 1.87
Marshes of Glynn	83,648	\$ 110,705.30	\$ 1.32	83,355	\$ 110,627.00	\$ 1.33	84,279	\$ 211,470.34	\$ 2.51
Middle Georgia Regional	236,235	\$ 955,082.00	\$ 4.04	228,846	\$ 857,957.20	\$ 3.75	229,412	\$ 815,313.29	\$ 3.55
Moultrie-Colquitt County	47,638	\$ 145,270.05	\$ 3.05	47,235	\$ 156,807.53	\$ 3.32	47,715	\$ 355,949.28	\$ 7.46
Mountain Regional	57,920	\$ 316,787.46	\$ 5.47	56,748	\$ 332,058.01	\$ 5.85	57,074	\$ 323,973.00	\$ 5.68
Newton County	110,140	\$ 373,811.00	\$ 3.39	106,470	\$ 428,044.46	\$ 4.02	108,481	\$ 319,706.70	\$ 2.95
Northeast Georgia Regional	117,598	\$ 413,812.85	\$ 3.52	114,553	\$ 467,082.22	\$ 4.08	115,322	\$ 488,538.92	\$ 4.24
Northwest Georgia Regional	207,400	\$ 722,188.81	\$ 3.48	200,915	\$ 810,849.66	\$ 4.04	202,387	\$ 692,844.02	\$ 3.42
Ocmulgee Regional	83,071	\$ 525,530.30	\$ 6.33	79,019	\$ 519,476.68	\$ 6.57	79,032	\$ 640,688.72	\$ 8.11
Oconee Regional	92,264	\$ 620,427.15	\$ 6.72	88,844	\$ 493,099.31	\$ 5.55	89,137	\$ 569,543.61	\$ 6.39
Ochopsee Regional	80,456	\$ 362,547.96	\$ 4.51	77,844	\$ 309,360.68	\$ 3.97	78,353	\$ 461,474.90	\$ 5.89
Okfeenokee Regional	94,635	\$ 463,879.26	\$ 4.90	92,273	\$ 477,934.76	\$ 5.18	92,861	\$ 569,299.83	\$ 6.13
Peach County	29,740	\$ 168,634.00	\$ 5.67	27,214	\$ 158,908.16	\$ 5.84	27,313	\$ 123,225.66	\$ 4.51
Piedmont Regional	162,220	\$ 483,360.24	\$ 2.98	157,947	\$ 541,576.50	\$ 3.43	161,465	\$ 496,780.52	\$ 3.08
Pine Mountain Regional	65,369	\$ 383,982.14	\$ 5.87	62,548	\$ 406,611.57	\$ 6.50	62,463	\$ 417,624.92	\$ 6.69
Roddenberry Memorial	25,865	\$ 174,834.81	\$ 6.76	25,694	\$ 161,249.80	\$ 6.28	25,902	\$ 132,704.05	\$ 5.12
Sara Hightower Regional	141,598	\$ 400,910.91	\$ 2.83	138,420	\$ 453,885.74	\$ 3.28	139,127	\$ 431,507.32	\$ 3.10
Satilla Regional	53,298	\$ 194,651.34	\$ 3.65	52,247	\$ 227,277.52	\$ 4.35	52,615	\$ 256,908.84	\$ 4.88
Screven-Jenkins Regional	23,186	\$ 218,717.64	\$ 9.43	23,559	\$ 249,708.64	\$ 10.60	23,584	\$ 209,814.15	\$ 8.90
Sequoyah Regional	295,779	\$ 713,909.78	\$ 2.41	295,353	\$ 767,466.71	\$ 2.60	301,395	\$ 679,765.28	\$ 2.26
South Georgia Regional	134,337	\$ 374,772.77	\$ 2.79	130,825	\$ 378,109.35	\$ 2.89	132,547	\$ 427,068.25	\$ 3.22
Southwest Georgia Regional	43,433	\$ 426,752.04	\$ 9.83	42,444	\$ 451,758.51	\$ 10.64	42,549	\$ 515,202.51	\$ 12.11
Statesboro Regional	155,811	\$ 573,764.34	\$ 3.68	153,599	\$ 645,360.04	\$ 4.20	155,895	\$ 718,185.31	\$ 4.61
Thomas County	45,590	\$ 157,236.69	\$ 3.45	45,517	\$ 169,276.94	\$ 3.72	45,842	\$ 137,748.49	\$ 3.00
Three Rivers Regional	151,031	\$ 510,961.10	\$ 3.38	146,426	\$ 586,785.77	\$ 4.01	147,773	\$ 720,669.65	\$ 4.88
Troup-Harris Regional	104,875	\$ 321,051.46	\$ 3.06	104,020	\$ 365,219.54	\$ 3.51	105,172	\$ 301,549.70	\$ 2.87
Twin Lakes	47,336	\$ 101,887.89	\$ 2.15	46,457	\$ 152,165.58	\$ 3.28	46,666	\$ 142,967.12	\$ 3.06
Uncle Remus Regional	171,890	\$ 617,670.55	\$ 3.59	167,575	\$ 778,938.27	\$ 4.65	169,509	\$ 1,087,285.65	\$ 6.41
West Georgia Regional	465,338	\$ 863,230.08	\$ 1.86	451,656	\$ 1,129,705.57	\$ 2.50	459,617	\$ 1,313,844.54	\$ 2.86
Worth County	22,142	\$ 146,306.84	\$ 6.61	21,236	\$ 156,128.88	\$ 7.35	21,208	\$ 117,025.64	\$ 5.52
Georgia State Totals	10,344,907	\$ 26,900,220	\$ 2.60	10,250,112	\$ 28,838,949.69	\$ 2.81	10,379,084	\$ 28,571,056.58	\$ 2.75

Note: FY2014 totals have been restated to include Technology MR&R

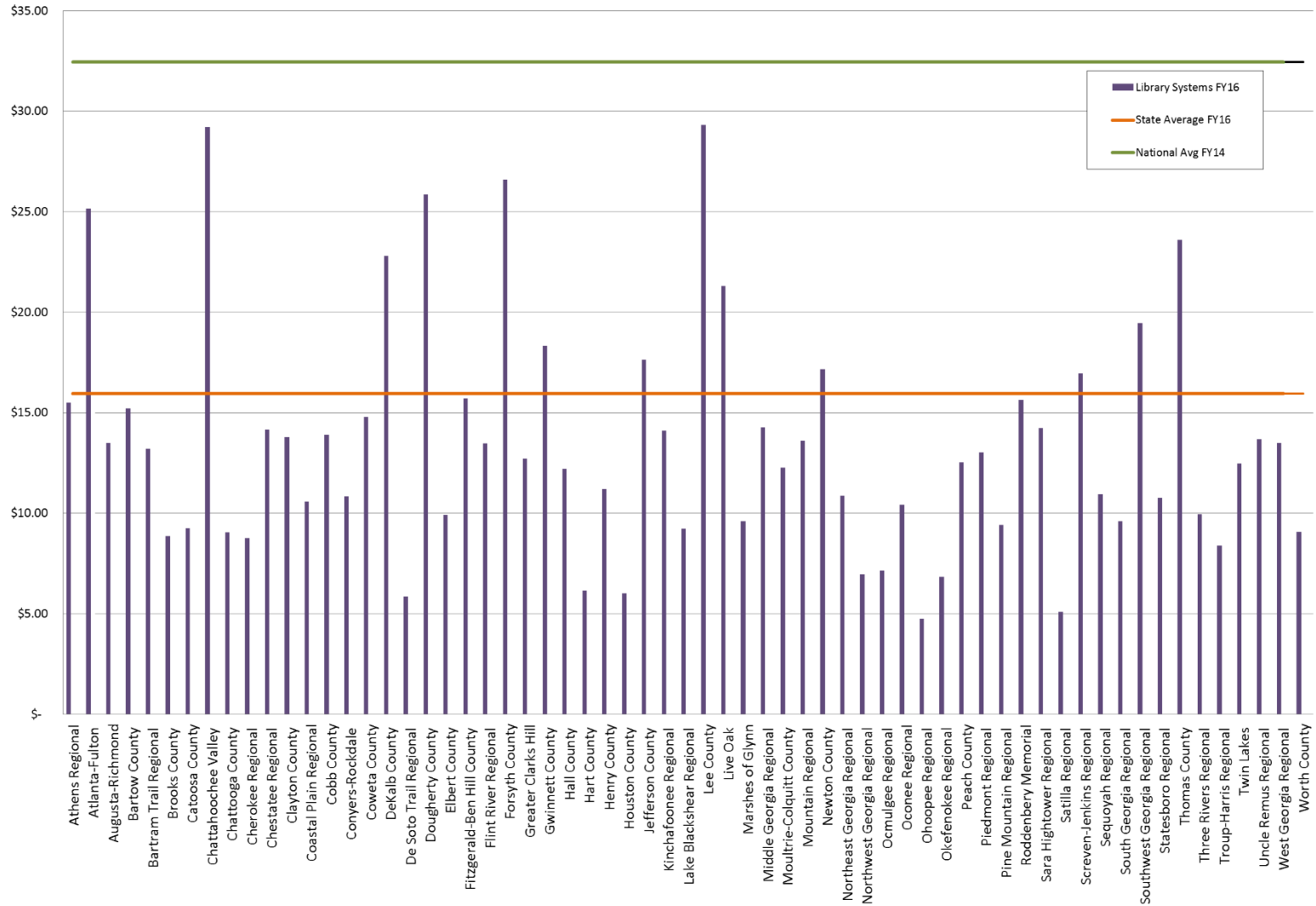
Sources: Annual Reports of Georgia's public library systems for Fiscal Years 2014 – 2016

Library System	2014 - % Change from FY13 = 0.9%					2015 - % Change from FY14 = 7.2%					2016 - % Change from FY15 = 1.7%				
	State Funds Used for Salaries and Wages	State Funds Used for Salary Benefits	State Funds Used for Purchases of Books and Materials	State Funds Used for Other Regular Operating Costs	Total State Funded Operations	State Funds Used for Salaries and Wages	State Funds Used for Salary Benefits	State Funds Used for Purchases of Books and Materials	State Funds Used for Other Regular Operating Costs	Total State Funded Operations	State Funds Used for Salaries and Wages	State Funds Used for Salary Benefits	State Funds Used for Purchases of Books and Materials	State Funds Used for Other Regular Operating Costs	Total State Funded Operations
Athens Regional	\$ 572,595	\$ 158,602	\$ 26,664	\$ 10,161	\$ 768,022	\$ 594,621	\$ 167,285	\$ 37,924	\$ 23,197	\$ 823,027	\$ 596,711	\$ 184,373	\$ -	\$ 34,577	\$ 815,660
Atlanta-Fulton	617,457	8,953	265,488	200,000	1,091,898	611,851	8,872	325,502	373,126	1,319,351	869,460	330,358	0	92,711	1,292,529
Augusta-Richmond						191,124	60,085	30,007	75,337	356,553	198,455	65,296	0	17,110	280,860
Barrow County	181,306	55,127	11,816	31,791	280,040	181,306	56,723	22,741	44,968	305,739	140,281	38,373	0	38,430	217,084
Bartram Trail Regional	182,126	44,822	16,883	36,931	280,762	183,029	46,347	30,263	40,629	300,268	206,058	52,007	19,550	42,632	320,247
Brooks County	116,737	38,167	-	7,891	162,795	97,719	32,402	15,389	182	145,692	68,439	25,118	2,625	27,055	123,327
Catoosa County	44,984	12,539	20,666	63,032	141,222	44,984	12,827	67,599	52,917	178,327	68,965	24,292	25,717	36,761	155,735
Chattahoochee Valley	448,982	112,580	41,620	67,644	670,826	373,947	103,490	74,412	85,411	637,260	522,238	81,901	0	26,476	630,615
Chattooga County	66,308	18,944	16,966	46,279	148,497	66,308	19,532	19,532	49,016	154,582	68,439	24,663	6,638	20,149	119,889
Cherokee Regional	168,534	55,790	17,175	46,105	287,604	180,336	59,489	28,181	49,332	317,339	197,780	67,048	7,316	20,932	293,077
Chestatee Regional	170,299	35,384	-	18,105	223,788	178,801	36,099	8,487	24,281	247,669	116,569	45,784	0	73,821	236,175
Clayton County	271,028	40,030	44,998	49,979	406,035	337,083	28,837	89,892	40,000	495,812	258,500	90,348	0	43,640	360,488
Coastal Plain Regional	180,518	55,133	41,171	216,723	493,545	180,518	56,704	59,496	221,962	518,679	386,274	153,696	20,248	0	562,218
Cobb County	491,599	64,504	259,994	162,293	978,389	532,259	76,012	375,350	149,832	1,133,453	624,453	235,969	123,791	0	984,213
Conyers-Rockdale	48,184	16,732	-	71,642	136,557	86,846	30,616	0	86,196	203,659	98,657	31,955	0	23,589	154,200
Coweta County	139,681	19,178	49,339	52,663	260,861	139,681	20,393	61,378	63,842	285,294	131,160	47,493	68,885	0	247,538
DeKalb County	518,438	71,182	200,000	257,075	1,046,695	514,771	75,156	240,671	340,247	1,170,846	689,430	0	0	83,654	943,084
De Soto Trail Regional	207,651	48,742	-	35,345	291,738	154,412	40,856	11,974	44,993	252,235	226,310	37,441	0	42,278	306,029
Dougherty County	76,914	26,577	15,900	-	119,392	139,353	49,850	38,510	0	227,713	129,939	48,715	26,779	0	205,433
East Central Georgia Regional	265,278	75,201	-	215,238	555,716										
Elbert County	97,371	34,726	-	8,240	140,337	102,684	35,670	5,464	6,760	150,578	82,421	26,695	1,833	3,337	114,287
Fitzgerald-Ben Hill County	49,834	20,048	13,072	40,661	123,615	49,834	22,177	15,384	38,163	125,558	66,768	13,072	6,244	26,551	112,634
Flint River Regional	527,380	152,331	55,246	85,245	820,202	458,093	139,740	89,285	119,913	807,032	587,867	186,466	30,598	93,219	898,150
Forsyth County	237,701	73,100	65,435	31,873	408,109	190,473	74,733	98,348	82,152	445,706	191,439	72,312	70,072	0	333,823
Greater Clarks Hill Regional	168,702	-	162,973	-	331,675	246,291	2,411	70,175	176,296	495,173	337,767	119,948	33,767	91,015	561,963
Gwinnett County	548,702	160,480	312,102	86,524	1,107,808	560,985	162,831	366,201	134,690	1,224,708	683,712	235,557	206,366	81,487	1,207,122
Hall County	244,520	63,921	30,496	39,226	341,247	241,247	64,387	71,085	70,642	447,361	214,963	64,009	N/A	42,549	321,522
Hart County	70,290	19,767	4,800	43,731	138,588	70,290	20,378	9,323	58,107	158,099	94,290	23,963	0	894	119,148
Henry County	232,133	62,220	37,550	37,716	369,619	235,914	67,321	35,937	113,515	452,687	259,518	96,103	0	33,436	389,057
Houston County	164,773	44,792	-	49,268	258,833	183,915	56,090	32,951	55,935	328,891	202,044	61,707	0	17,388	281,139
Jefferson County	106,249	24,704	-	130,953	96,899	96,899	16,939	5,481	6,392	125,711	73,773	19,784	0	18,305	111,862
Kinchafoonee Regional	225,919	68,934	21,088	35,218	351,160	218,357	70,781	38,752	109,347	437,237	246,749	90,614	20,496	31,819	389,678
Lake Blackshear Regional	219,960	74,106	28,453	53,592	376,112	222,385	76,572	45,514	29,757	374,228	124,189	124,569	15,854	4,433	459,045
Lee County	70,290	19,740	22,842	27,900	140,772	97,385	21,159	19,833	22,866	161,243	70,290	25,524	0	27,660	123,475
Live Oak	441,771	107,101	146,985	200,051	895,906	383,025	114,935	169,051	181,523	848,534	659,953	29,282	0	64,534	753,769
Marshes of Glynn	49,111	-	8,007	85,229	132,347	49,111	0	18,332	43,184	110,627	121,198	36,182	22,706	14,257	194,343
Middle Georgia Regional	565,562	149,985	23,083	216,452	955,082	625,078	203,235	80,104	55,790	964,207	465,373	150,279	80,816	118,845	815,313
Moultrie-Colquitt County	93,750	33,104	-	18,416	145,270	93,750	33,920	5,566	13,268	146,504	73,675	19,882	0	262,392	355,949
Mountain Regional	207,248	73,968	-	35,572	316,787	196,187	55,186	11,666	12,578	275,617	221,616	65,121	0	37,247	323,984
Newton County	173,380	54,153	-	136,129	363,662	173,380	65,736	10,668	30,991	280,774	138,212	40,442	0	141,053	319,707
Northeast Georgia Regional	231,874	76,221	38,254	67,465	413,813	163,140	54,166	16,536	201,390	435,233	294,266	124,752	0	69,521	488,539
Northwest Georgia Regional	209,496	71,064	76,822	76,999	434,381	245,573	99,422	73,502	48,997	467,493	319,721	129,993	6,000	47,635	503,348
Ocmulgee Regional	311,791	83,273	10,000	74,750	479,814	265,666	75,036	30,038	148,737	519,477	348,139	128,354	65,963	127,646	670,102
Oconee Regional	328,724	119,021	39,084	133,598	620,427	250,342	96,077	57,973	88,707	493,099	308,801	117,086	53,846	89,811	569,544
Ohoopee Regional	228,678	80,665	20,671	32,534	362,548	193,184	58,553	12,789	44,835	309,361	305,195	89,700	0	53,936	448,830
Okfevonee Regional	275,478	99,695	7,426	41,568	424,167	194,431	59,636	24,756	202,195	481,017	365,406	148,024	0	43,202	556,632
Peach County	96,213	33,907	500	38,014	168,634	99,746	28,894	6,710	23,559	158,910	68,439	25,118	0	29,669	123,226
Piedmont Regional	342,676	111,221	17,688	11,775	483,360	253,014	77,404	51,699	125,856	507,972	320,588	119,408	0	26,785	466,781
Pine Mountain Regional	240,973	70,897	20,770	51,633	384,273	243,443	71,536	36,298	51,517	402,793	280,590	91,497	0	45,538	417,625
Roddenberry Memorial	129,779	29,267	-	15,789	174,835	70,567	13,892	9,593	47,934	141,987	94,406	20,694	4,316	0	119,416
Sara Hightower Regional	175,822	60,050	41,855	123,184	400,911	212,116	74,238	72,105	95,426	453,886	233,152	87,979	0	67,808	388,938
Satilla Regional	111,674	39,751	25,545	17,681	194,651	111,009	40,606	37,909	37,754	227,278	129,676	42,335	23,813	0	195,824
Screven-Jenkins Regional	123,826	38,247	-	56,645	218,718	123,309	38,235	8,304	79,860	249,709	142,656	47,813	0	14,683	205,152
Seqoyah Regional	356,334	83,507	38,009	236,060	713,910	319,208	85,142	76,411	286,705	767,467	463,805	140,334	22,897	6,482	633,510
South Georgia Regional	209,524	66,184	20,975	61,207	357,889	195,236	61,646	36,022	85,205	378,109	266,017	108,428	0	42,785	417,230
Southwest Georgia Regional	250,065	84,757	3,105	88,825	426,752	218,857	80,171	17,027	131,904	447,958	255,053	112,463	0	143,989	511,504
Statesboro Regional	421,606	105,650	-	527,256	97,298	437,095	97,298	21,818	89,149	645,360	463,010	143,697	16,427	13,369	636,504
Thomas County	68,270	24,096	13,228	51,643	157,237	68,270	20,083	9,051	71,873	169,277	93,685	37,597	0	4,909	136,191
Three Rivers Regional	151,884	39,400	-	295,388	486,672	262,281	106,992	68,308	149,205	586,786	417,475	163,880	25,091	114,224	720,670
Troup-Harris Regional	187,412	56,800	27,887	49,673	321,051	233,537	74,560	0	57,122	365,220	212,185	76,385	0	12,981	301,550
Twin Lakes	76,044	20,363	-	5,481	101,888	45,331	4,598	5,807	67,030	122,766	76,736	16,821	10,272	34,213	138,041
Uncle Remus Regional	378,150	141,086	-	33,930	553,166	420,470	157,862	2							

Local Funding for Georgia's Public Libraries

- Local funding (including one-time funding but not capital funding) for Georgia's public libraries varied widely across the state in FY2016, from \$4.76 to \$29.31. In FY2015, local funding ranged from \$5.02 to \$29.54 per capita.
- The majority of the public library systems in Georgia (over 79%) received local funding that was below the statewide average of \$15.95.
- For FY2016, local funding for **all** 63 of Georgia's library systems was below the FY2014 national average of \$32.44.
- Georgia ranked 47th in the nation in local funding per capita for public libraries in FY2014.
- Three public library systems (De Soto Trail Regional Library, Ochoopee Regional Library, and Ocmulgee Regional Library System) received more state funding than local funding.
- When looking at the amount of funding provided to all Georgia libraries by state and local sources, 15% came from the state while 85% came from local sources.

Local Funding Per Capita FY 2016

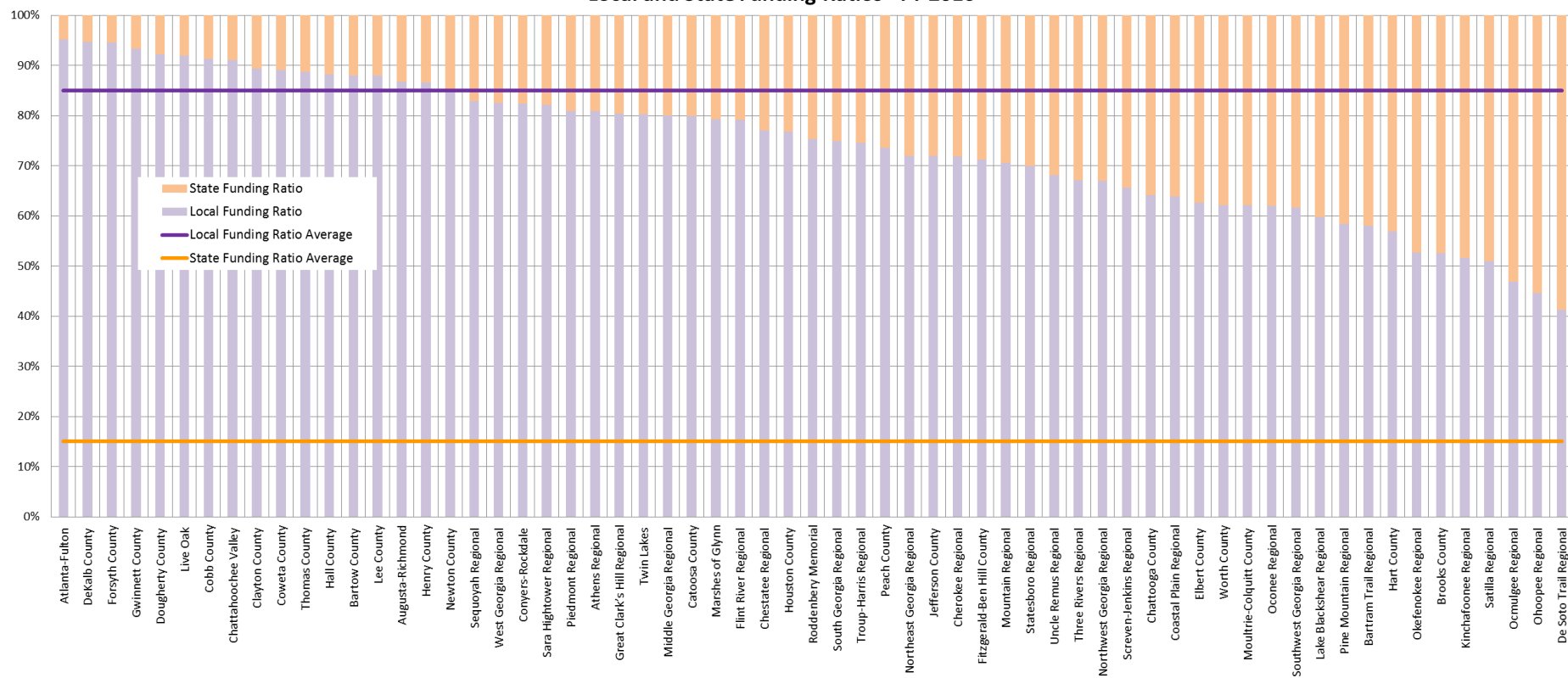


Sources: Annual Reports of Georgia's public library systems for Fiscal Years 2016 and the Institute of Museum and Library Services (IMLS) Public Library Survey for Fiscal Year 2014

Local Funding Per Capita for Georgia Public Libraries - FY 2014-2016									
Library System	2014			2015			2016		
	Population	Total Local Funding	Per Capita	Population	Total Local Funding	Per Capita	Population	Total Local Funding	Per Capita
Athens Regional	225,833	\$ 3,347,686	\$ 14.82	224,115	\$ 3,315,364	\$ 14.79	226,216	\$3,508,666	\$ 15.51
Atlanta-Fulton	995,984	27,856,015	27.97	1,018,601	24,452,668	24.01	1,035,754	26,049,955	25.15
Augusta-Richmond				203,625	2,611,931	12.83	204,435	2,760,061	13.50
Bartow County	108,201	1,575,864	14.56	103,438	1,575,909	15.24	104,521	1,590,520	15.22
Bartram Trail Regional	34,725	412,228	11.87	33,371	424,768	12.73	33,417	441,687	13.22
Brooks County	16,570	150,696	9.09	15,464	151,429	9.79	15,439	136,702	8.85
Catoosa County	67,318	545,191	8.10	66,522	615,157	9.25	67,127	621,312	9.26
Chattahoochee Valley	225,186	7,023,586	31.19	233,503	6,896,566	29.54	235,168	6,867,207	29.20
Chattooga County	26,579	263,149	9.90	25,171	238,514	9.48	25,187	227,808	9.04
Cherokee Regional	87,589	615,346	7.03	85,272	644,291	7.56	85,555	748,720	8.75
Chestatee Regional	57,167	751,882	13.15	55,252	756,449	13.69	56,075	793,415	14.15
Clayton County	272,197	3,446,313	12.66	269,649	3,595,800	13.34	272,364	3,758,457	13.80
Coastal Plain Regional	98,774	1,025,076	10.38	94,637	1,011,599	10.69	94,976	1,003,394	10.56
Cobb County	732,504	10,653,071	14.54	735,825	10,657,416	14.48	745,143	10,348,019	13.89
Conyers-Rockdale	91,500	1,080,729	11.81	89,299	1,068,866	11.97	90,489	980,684	10.84
Coweta County	140,969	1,933,800	13.72	138,639	1,922,492	13.87	141,369	2,091,991	14.80
DeKalb County	721,520	14,516,320	20.12	726,171	14,960,047	20.60	732,586	16,696,008	22.79
De Soto Trail Regional	38,051	297,587	7.82	36,809	416,422	11.31	36,749	214,769	5.84
Dougherty County	97,331	1,866,621	19.18	93,142	2,335,310	25.07	93,228	2,411,312	25.86
East Central Georgia Regional	234,310	3,129,256	13.36						
Elbert County	20,247	159,156	7.86	19,537	175,906	9.00	19,505	193,554	9.92
Fitzgerald-Ben Hill County	18,092	278,590	15.40	17,691	277,736	15.70	17,780	279,209	15.70
Flint River Regional	269,759	3,446,681	12.78	262,435	3,400,083	12.96	264,506	3,565,485	13.48
Forsyth County	204,585	7,030,399	34.36	209,023	5,301,268	25.36	215,831	5,739,381	26.59
Greater Clarks Hill Regional	147,943	1,775,018	12.00	178,529	2,049,014	11.48	181,970	2,312,057	12.71
Gwinnett County	891,721	16,588,807	18.60	894,928	16,874,931	18.86	912,741	16,724,474	18.32
Hall County	196,993	2,131,374	10.82	194,153	2,140,529	11.02	197,356	2,410,039	12.21
Hart County	25,723	131,314	5.10	25,628	128,688	5.02	25,718	158,045	6.15
Henry County	230,973	1,535,493	6.65	219,654	1,949,516	8.88	223,916	2,508,194	11.20
Houston County	151,582	912,620	6.02	152,213	920,845	6.05	154,491	930,255	6.02
Jefferson County	17,256	286,490	16.60	16,286	294,165	18.06	16,268	286,883	17.63
Kinchafoonee Regional	32,515	456,234	14.03	30,517	458,547	15.03	30,339	428,109	14.11
Lake Blackshear Regional	78,425	730,622	9.32	73,963	867,642	11.73	73,898	682,902	9.24
Lee County	30,127	872,779	28.97	30,113	872,166	28.96	30,634	897,801	29.31
Live Oak	406,815	8,009,088	19.69	408,098	8,364,421	20.50	413,636	8,808,147	21.29
Marshes of Glynn	83,648	647,483	7.74	83,355	1,123,302	13.48	84,279	807,880	9.59
Middle Georgia Regional	236,235	3,951,570	16.73	228,846	3,493,543	15.27	229,412	3,272,528	14.26
Moultrie-Colquitt County	47,638	617,226	12.96	47,235	600,654	12.72	47,715	584,337	12.25
Mountain Regional	57,920	691,918	11.95	56,748	750,703	13.23	57,074	776,379	13.60
Newton County	110,140	1,087,337	9.87	106,470	1,100,857	10.34	108,481	1,860,579	17.15
Northeast Georgia Regional	117,598	1,247,847	10.61	114,553	1,236,652	10.80	115,322	1,252,930	10.86
Northwest Georgia Regional	207,400	998,792	4.82	200,915	1,063,195	5.29	202,387	1,407,176	6.95
Ocmulgee Regional	83,071	475,729	5.73	79,019	495,235	6.27	79,032	564,840	7.15
Oconee Regional	92,264	909,275	9.86	88,844	940,911	10.59	89,137	928,684	10.42
Ohoopsee Regional	80,456	784,020	9.74	77,844	448,525	5.76	78,353	372,627	4.76
Okefenokee Regional	94,635	528,136	5.58	92,273	663,441	7.19	92,861	635,156	6.84
Peach County	29,740	303,410	10.20	27,214	308,196	11.32	27,313	342,283	12.53
Piedmont Regional	162,220	2,046,198	12.61	157,947	2,201,858	13.94	161,465	2,103,811	13.03
Pine Mountain Regional	65,369	566,786	8.67	62,548	645,394	10.32	62,463	587,453	9.40
Roddenberry Memorial	25,865	481,088	18.60	25,694	399,676	15.56	25,902	405,101	15.64
Sara Hightower Regional	141,598	1,838,477	12.98	138,420	1,841,216	13.30	139,127	1,980,327	14.23
Satilla Regional	53,298	272,316	5.11	52,247	288,521	5.52	52,615	267,503	5.08
Screven-Jenkins Regional	23,186	415,338	17.91	23,559	439,427	18.65	23,584	399,747	16.95
Sequoyah Regional	295,779	3,074,567	10.39	295,353	3,110,326	10.53	301,395	3,296,477	10.94
South Georgia Regional	134,337	1,165,741	8.68	130,825	1,344,758	10.28	132,547	1,273,686	9.61
Southwest Georgia Regional	43,433	791,189	18.22	42,444	840,278	19.80	42,549	827,210	19.44
Statesboro Regional	155,811	1,553,396	9.97	153,599	1,594,638	10.38	155,895	1,675,751	10.75
Thomas County	45,590	1,045,248	22.93	45,517	1,033,070	22.70	45,842	1,081,652	23.60
Three Rivers Regional	151,031	1,453,158	9.62	146,426	1,360,666	9.29	147,773	1,470,501	9.95
Troup-Harris Regional	104,875	1,134,232	10.82	104,020	905,295	8.70	105,172	881,885	8.39
Twin Lakes	47,336	555,349	11.73	46,457	568,077	12.23	46,666	582,418	12.48
Uncle Remus Regional	171,890	2,029,444	11.81	167,575	2,067,566	12.34	169,509	2,318,945	13.68
West Georgia Regional	465,338	4,262,473	9.16	451,656	5,099,296	11.29	459,617	6,200,656	13.49
Worth County	22,142	220,998	9.98	21,236	202,384	9.53	21,208	192,117	9.06
Georgia State Totals	10,344,907	\$ 159,983,820	\$ 15.46	10,250,112	\$ 157,894,114	\$ 15.40	10,379,084	\$ 165,525,858	\$ 15.95

Sources: Annual Reports of Georgia's public library systems for Fiscal Years 2014 – 2016

Local and State Funding Ratios - FY 2016



Sources: Annual Reports of Georgia's public library systems for Fiscal Year 2016

Local and State Governmental Funding Ratios for Georgia Public Libraries - FY 2016						
Library System	Total Local Funding	% Local	Total State Funding	% State	Local + State Funding	% Sum
Athens Regional	\$ 3,508,666	80.2%	\$ 832,153	19.2%	\$ 4,340,819	100.0%
Atlanta-Fulton	26,049,955	95.2%	1,316,325	4.8%	27,366,280	100.0%
Augusta-Richmond	2,760,061	86.7%	422,345	13.3%	3,182,407	100.0%
Bartow County	1,590,520	87.9%	218,084	12.1%	1,808,604	100.0%
Bartram Trail Regional	441,687	58.0%	320,247	42.0%	761,934	100.0%
Brooks County	136,702	52.6%	123,237	47.4%	259,939	100.0%
Catoosa County	621,312	80.0%	155,735	20.0%	777,047	100.0%
Chattahoochee Valley	6,867,207	91.1%	672,186	8.9%	7,539,392	100.0%
Chattooga County	227,808	64.1%	127,644	35.9%	355,452	100.0%
Cherokee Regional	748,720	71.9%	293,077	28.1%	1,041,797	100.0%
Chestatee Regional	793,415	77.1%	236,175	22.9%	1,029,590	100.0%
Clayton County	3,758,457	89.3%	450,488	10.7%	4,208,945	100.0%
Coastal Plain Regional	1,003,394	63.8%	569,030	36.2%	1,572,424	100.0%
Cobb County	10,348,019	91.3%	984,213	8.7%	11,332,232	100.0%
Conyers-Rockdale	980,684	82.4%	209,694	17.6%	1,190,378	100.0%
Coweta County	2,091,991	89.0%	257,538	11.0%	2,349,529	100.0%
DeKalb County	16,696,008	94.7%	943,084	5.3%	17,639,092	100.0%
De Soto Trail Regional	214,769	41.2%	306,029	58.8%	520,797	100.0%
Dougherty County	2,411,312	92.1%	205,433	7.9%	2,616,745	100.0%
Elbert County	193,554	62.7%	115,269	37.3%	308,822	100.0%
Fitzgerald-Ben Hill County	279,209	71.3%	112,634	28.7%	391,843	100.0%
Flint River Regional	3,565,485	79.2%	935,991	20.8%	4,501,476	100.0%
Forsyth County	5,739,381	94.5%	333,823	5.5%	6,073,204	100.0%
Greater Clarks Hill Regional	2,312,057	80.4%	561,953	19.6%	2,874,011	100.0%
Gwinnett County	16,724,474	93.3%	1,207,122	6.7%	17,931,596	100.0%
Hall County	2,410,039	88.2%	321,522	11.8%	2,731,561	100.0%
Hart County	158,045	56.9%	119,483	43.1%	277,528	100.0%
Henry County	2,508,194	86.6%	389,057	13.4%	2,897,250	100.0%
Houston County	930,255	76.8%	281,139	23.2%	1,211,394	100.0%
Jefferson County	286,883	71.9%	111,862	28.1%	398,745	100.0%
Kinchafoonee Regional	428,109	51.6%	402,256	48.4%	830,365	100.0%
Lake Blackshear Regional	682,902	59.8%	459,045	40.2%	1,141,947	100.0%
Lee County	897,801	87.9%	123,475	12.1%	1,021,276	100.0%
Live Oak	8,808,147	91.9%	775,029	8.1%	9,583,176	100.0%
Marshes of Glynn	807,880	79.3%	211,470	20.7%	1,019,351	100.0%
Middle Georgia Regional	3,272,528	80.1%	815,313	19.9%	4,087,841	100.0%
Moultrie-Colquitt County	584,337	62.1%	355,949	37.9%	940,286	100.0%
Mountain Regional	776,379	70.6%	323,973	29.4%	1,100,352	100.0%
Newton County	1,860,579	85.3%	319,707	14.7%	2,180,286	100.0%
Northeast Georgia Regional	1,252,930	71.9%	488,539	28.1%	1,741,469	100.0%
Northwest Georgia Regional	1,407,176	67.0%	692,844	33.0%	2,100,020	100.0%
Ocmulgee Regional	564,840	46.9%	640,689	53.1%	1,205,529	100.0%
Oconee Regional	928,684	62.0%	569,544	38.0%	1,498,227	100.0%
Ohoopsee Regional	372,627	44.7%	461,475	55.3%	834,102	100.0%
Okefenokee Regional	635,156	52.7%	569,300	47.3%	1,204,456	100.0%
Peach County	342,283	73.5%	123,226	26.5%	465,509	100.0%
Piedmont Regional	2,103,811	80.9%	496,781	19.1%	2,600,591	100.0%
Pine Mountain Regional	587,453	58.4%	417,625	41.6%	1,005,078	100.0%
Roddenbery Memorial	405,101	75.3%	132,704	24.7%	537,805	100.0%
Sara Hightower Regional	1,980,327	82.1%	431,507	17.9%	2,411,834	100.0%
Satilla Regional	267,503	51.0%	256,909	49.0%	524,412	100.0%
Screven-Jenkins Regional	399,747	65.6%	209,814	34.4%	609,561	100.0%
Sequoyah Regional	3,296,477	82.9%	679,765	17.1%	3,976,242	100.0%
South Georgia Regional	1,273,686	74.9%	427,068	25.1%	1,700,754	100.0%
Southwest Georgia Regional	827,210	61.6%	515,203	38.4%	1,342,412	100.0%
Statesboro Regional	1,675,751	70.0%	718,185	30.0%	2,393,937	100.0%
Thomas County	1,081,652	88.7%	137,748	11.3%	1,219,401	100.0%
Three Rivers Regional	1,470,501	67.1%	720,670	32.9%	2,191,171	100.0%
Troup-Harris Regional	881,885	74.5%	301,550	25.5%	1,183,434	100.0%
Twin Lakes	582,418	80.3%	142,967	19.7%	725,385	100.0%
Uncle Remus Regional	2,318,945	68.1%	1,087,286	31.9%	3,406,231	100.0%
West Georgia Regional	6,200,656	82.5%	1,313,845	17.5%	7,514,501	100.0%
Worth County	192,117	62.1%	117,026	37.9%	309,143	100.0%
Georgia Totals	\$ 165,525,858	85.3%	\$ 28,571,057	14.7%	\$ 194,096,915	100.0%

State and Local Funding for Library Facilities

Georgia's Public Library Planning and Construction Program

- A match program assisting in new library construction as well as renovations and additions sponsored by Georgia State Financing and Investment Commission in funding for construction of public libraries and implementation of capital outlay programs
- Completed over 60 projects in 50 counties since 2005 with an additional 28 projects in the planning process awaiting awards
 - 13 central libraries and 51 branch libraries
 - 34 new libraries and 30 additions and/or renovated libraries
- Total grant funding between FY 2005 and FY 2017 has been approximately \$105 million
- Total local match funding between FY2005 and FY 2017 has been approximately \$140 million
- Total project costs have been over \$220 million

Maintenance Repair and Renovation (MR&R) program

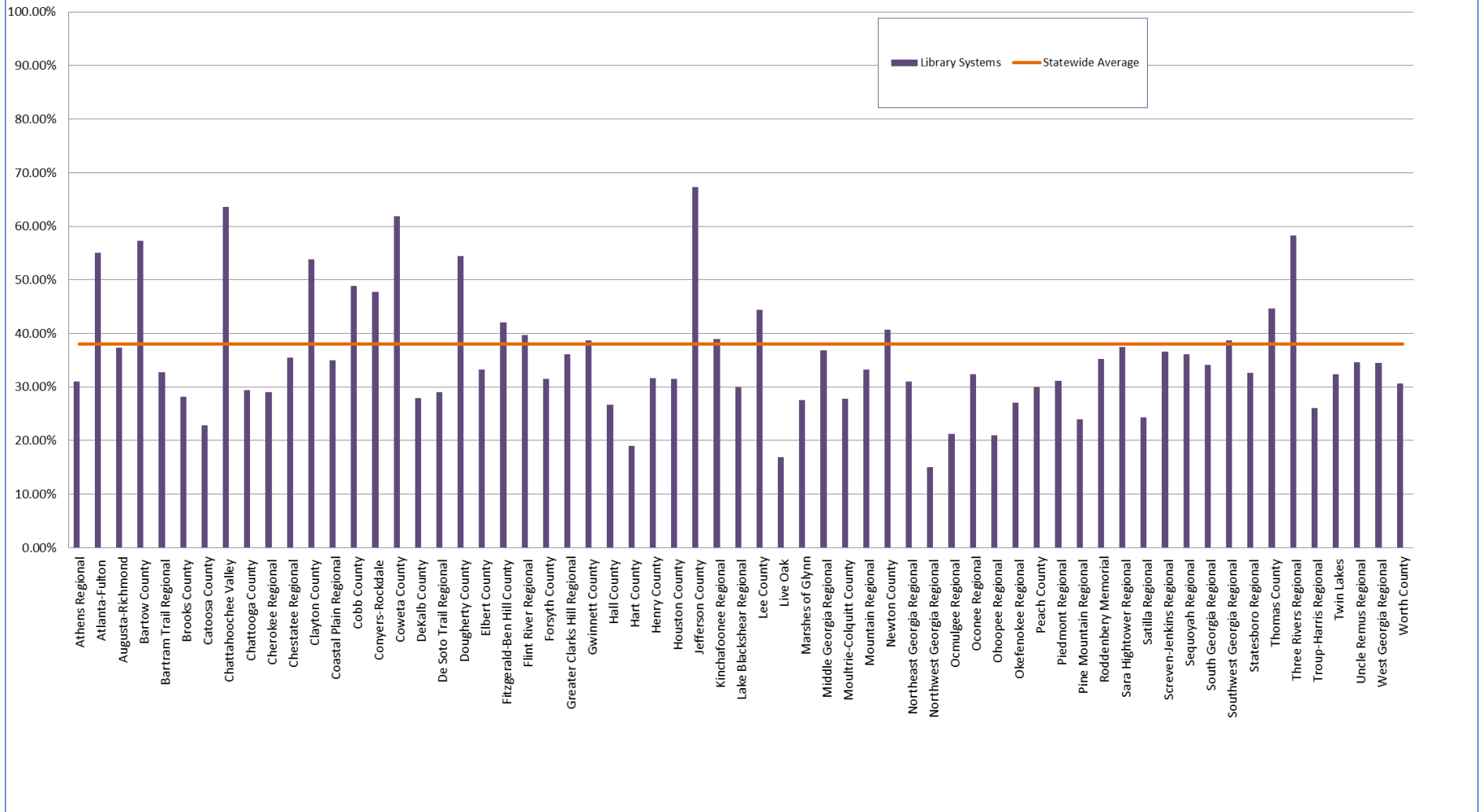
- FY2017--Granted \$2.0 million matched with \$1.2 million in local contributions, currently assisting over 50 libraries
 - 54 individual projects in 33 counties
- FY2016 – Granted \$1.885 million matched with \$1.715 million in local contributions and currently assisting over 48 libraries
 - 71 individual projects in 34 counties
- FY2015--Granted \$1.675 million matched with \$2.35 million in local contributions and assisted over 35 libraries
 - 45 individual projects in 29 counties

Library Construction Projects Completed or Funded after June 30, 2006									
	Library System	Project Name	C=Central B=Branch	N=New A=Add.	City	County	State Share	Local Share	Total Project Cost
1	East Central Georgia Regional	Central Library	C	N	Augusta	Richmond	\$2,000,000	\$15,600,000	\$17,600,000
2	DeKalb County Public	DeKalb County Central Library Annex	C	N	Unincorporated Area	DeKalb	\$2,000,000	\$4,002,857	\$6,002,857
3	Coweta County Public	East Coweta County Library	C	N	Newnan	Coweta	\$2,000,000	\$4,000,000	\$6,000,000
4	West Georgia Regional	Ephesus Public Library	B	N	Ephesus	Heard	\$652,095	\$151,048	\$803,143
5	West Georgia Regional	Fairplay Public Library	B	N	Unincorporated Area	Douglas	\$2,000,000	\$1,857,143	\$3,857,143
6	West Georgia Regional	North Paulding Public Library	B	N	Unincorporated Area	Paulding	\$1,545,239	\$597,618	\$2,142,857
7	West Georgia Regional	Villa Rica Library	B	N	Villa Rica	Carroll	\$500,000	\$1,215,000	\$1,715,000
8	West Georgia Regional	Villa Rica Library	B	N	Villa Rica	Carroll	\$1,500,000	\$1,215,000	\$2,715,000
9	Uncle Remus Regional	Walnut Grove Library	B	N	Walnut Grove	Walton	\$1,250,500	\$450,500	\$1,701,000
10	Troup Harris Regional	Hogansville Public Library	B	N	Hogansville	Troup	\$2,000,000	\$1,215,000	\$3,215,000
11	Troup Harris Regional	Harris County Public Library	B	N	Hamilton	Harris	\$2,000,000	\$2,825,000	\$4,825,000
12	Sequoyah Regional	Gilmer County Public Library	B	N	Ellijay	Gilmer	\$2,000,000	\$2,000,000	\$4,000,000
13	Satilla Regional	Jeff Davis Public Library	B	N	Hazlehurst	Jeff Davis	\$1,145,000	\$2,000,000	\$3,145,000
14	Piedmont Regional Library	Jefferson Library	B	N	Jefferson	Jackson	\$2,000,000	\$2,821,000	\$4,821,000
15	Piedmont Regional	Auburn Public Library	B	N	Auburn	Barrow	\$810,000	\$600,000	\$1,410,000
16	Okfeenokee Regional	Pierce County Public Library	B	N	Blackshear	Pierce	\$1,650,000	\$750,000	\$2,400,000
17	Newton County	Porter Memorial Branch Library	B	N	Unincorporated Area	Newton	\$2,000,000	\$3,014,286	\$5,014,286
18	Middle Georgia Regional	Twiggs County Public	B	N	Jeffersonville	Twiggs	\$1,150,000	\$350,000	\$1,500,000
19	Middle Georgia Regional	South Bibb County Branch	B	N	Macon	Bibb	\$2,500,000	\$2,000,000	\$4,500,000
20	Live Oak Public	New South Chatham County Library	B	N	Savannah	Chatham	\$2,000,000	\$11,030,526	\$13,030,526
21	Lee County	Oakland Library	B	N	Leesburg	Lee	\$2,000,000	\$1,964,286	\$3,964,286
22	Hall County Public	Flowery Branch	B	N	Flowery Branch	Hall	\$2,000,000	\$3,028,572	\$5,028,572
23	Gwinnett County Public	Hamilton Mill Branch (Dacula)	B	N	Dacula	Gwinnett	\$2,000,000	\$9,122,000	\$11,122,000
24	Greater Clarks-Hill	Harlem Public Library	B	N	Harlem	Columbia	\$2,000,000	\$1,750,000	\$3,750,000
25	Forsyth County Public	Post Road Branch Library	B	N	Cumming	Forsyth	\$2,000,000	\$2,851,667	\$4,851,667
26	Forsyth County Public	West Forsyth Library	B	N	Cumming	Forsyth	\$2,000,000	\$4,795,750	\$6,795,750
27	Flint River Regional	Miner Public Library	B	N	Miner	Lamar	\$780,000	\$216,667	\$996,667
28	Flint River Regional	Tyrone Public Library	B	N	Tyrone	Fayette	\$1,270,000	\$950,000	\$2,220,000
29	Coweta County Public	Grantville Public Library	B	N	Grantville	Coweta	\$665,714	\$500,000	\$1,165,714
30	Coweta County Public	Senoia Public Library	B	N	Senoia	Coweta	\$1,228,571	\$500,000	\$1,728,571
31	Cobb County Public	East Marietta Branch	B	N	Marietta	Cobb	\$2,000,000	\$6,640,000	\$8,640,000
32	Chattahoochee Valley Regional	Midred L. Terry Branch Library	B	N	Columbus	Muscogee	\$500,000	\$2,000,000	\$2,500,000
33	Bartow County	Euharlee Branch Library	B	N	Euharlee	Bartow	\$840,000	\$250,000	\$1,090,000
34	Athens Regional	Madison County Library	B	N	Danielsville	Madison	\$1,500,000	\$424,669	\$1,924,669
35	Uncle Remus Regional	Morgan County Library	C	A	Madison	Morgan	\$2,000,000	\$825,147	\$2,825,147
36	Thomas County Public	Thomas County Central Library	C	A	Thomasville	Thomas	\$2,000,000	\$2,882,714	\$4,882,714
37	Sequoyah Regional	R. T. Jones Memorial Library	C	A	Canton	Cherokee	\$1,052,207	\$352,007	\$1,404,214
38	Mountain Regional	Mountain Regional Library	C	A	Young Harris	Towns	\$900,000	\$100,000	\$1,000,000
39	Houston County Public	Perry Public	C	A	Perry	Houston	\$1,600,000	\$800,535	\$2,400,535
40	Henry County	Henry County Public Library	C	A	McDonough	Henry	\$1,035,000	\$850,000	\$1,885,000
41	Forsyth County Public	Forsyth County Central Expansion	C	A	Cumming	Forsyth	\$2,000,000	\$2,000,000	\$4,000,000
42	Conyers-Rockdale	Conyers Rockdale Central Library	C	A	Conyers	Rockdale	\$2,000,000	\$3,294,715	\$5,294,715
43	Cherokee Regional	LaFayette-Walker County Public	C	A	La Fayette	Walker	\$2,000,000	\$1,898,571	\$3,898,571
44	Athens Regional	Athens-Clarke County Library	C	A	Athens	Clarke	\$2,000,000	\$8,215,240	\$10,215,240
45	West Georgia Regional	Tallapoosa Public Library	B	A	Tallapoosa	Haralson	\$400,000	\$42,857	\$442,857
46	West Georgia Regional	Warren P Sewell	B	A	Bremen	Haralson	\$1,355,000	\$400,000	\$1,755,000
47	Uncle Remus Regional	Greene County Library	B	A	Greensboro	Greene	\$1,810,050	\$1,005,050	\$2,815,100
48	Uncle Remus Regional	Jasper County Library	B	A	Monticello	Jasper	\$1,031,619	\$340,809	\$1,372,428
49	Three Rivers Regional	St. Mary's Public Library	B	A	St. Mary's	Camden	\$863,367	\$256,683	\$1,120,050
50	Three Rivers Regional	Charlton County Public Library	B	A	Folkston	Charlton	\$565,000	\$107,000	\$672,000
51	Sara Hightower Regional	Rockmart Library	B	A	Rockmart	Polk	\$1,850,000	\$774,750	\$2,624,750
52	Piedmont Regional	Commerce Public Library	B	A	Commerce	Jackson	\$1,516,071	\$583,036	\$2,099,107
53	Northeast Georgia Regional	Rabun County Public Library	B	A	Clayton	Rabun	\$450,000	\$54,588	\$504,588
54	Mountain Regional	Union County Public	B	A	Blairsville	Union	\$1,665,000	\$865,357	\$2,530,357
55	Mountain Regional	Towns County Public Library	B	A	Hiwassee	Towns	\$900,000	\$100,000	\$1,000,000
56	Houston County Public	Centerville Branch Library	B	A	Centerville	Houston	\$2,000,000	\$1,450,000	\$3,450,000
57	Forsyth County Public	Sharon Forks Public Library	B	A	Cumming	Forsyth	\$2,000,000	\$3,477,000	\$5,477,000
58	Flint River Regional Library	Barnesville-Lamar County Library	B	A	Barnesville	Lamar	\$1,385,000	\$583,000	\$1,968,000
59	Cobb County Public	Mountain View Regional Library	B	A	Marietta	Cobb	\$325,000	\$67,000	\$392,000
60	Coastal Plain Regional	Tifton-Tift County Public Library	B	A	Tifton	Tift	\$1,765,000	\$1,500,000	\$3,265,000
61	Clayton County	Forest Park Branch Library	B	A	Forest Park	Clayton	\$2,000,000	\$2,571,429	\$4,571,429
62	Cherokee Regional	Dade County Public Library	B	A	Trenton	Dade	\$675,000	\$163,333	\$838,333
63	Cherokee Regional	Chickamauga	B	A	Chickamauga	Walker	\$590,000	\$257,525	\$847,525
64	Athens Regional	Royston Public Library	B	A	Royston	Franklin	\$1,268,214	\$468,224	\$1,736,439
65	West Georgia Regional	Neva Lomason Memorial Library	C	A	Carrollton	Carroll	\$2,000,000	\$1,500,000	\$3,500,000
66	South Georgia Regional	South Georgia Regional Library	C	A	Valdosta	Lowndes	\$2,000,000	\$1,100,000	\$3,100,000
67	Dougherty County Public	Northwest Public Library	B	A	Albany	Dougherty	\$2,000,000	\$4,610,000	\$6,610,000
68	Athens Regional	Bogart Public	B	A	Bogart	Oconee	\$1,800,000	\$950,000	\$2,750,000
	FY 15						\$102,288,647	\$137,135,160	\$239,423,807
	FY 16								
	FY 17								

Library Cards and Circulation

- In FY2016, 3,948,476 individuals in Georgia held public library cards, a 10% decrease over FY 2015. This decrease is the result of the PINES automation and lending network implementing routine database “housekeeping” in order to delete inactive library cards. The latest Georgia QuickFacts from the U.S. Census reported a total of 3,574,362 Georgia households, resulting in an average of 1.1 registered public library patrons per Georgia household.
- 38% of all Georgians are registered public library patrons.
- Library systems that participate in Georgia Public Library Service's PINES automation and lending network counted 1,860,321 active PINES library cards as of June 30, 2016. This is a reduction of 24% from June 30, 2015, due to the deletion of inactive library cards, as mentioned above.
- More than half of all registered public library patrons in Georgia live in a county that is part of a library system that participates in PINES.
- Georgia libraries circulated over 38 million library items or 3.68 items per capita in FY2016, which is an increase over FY2015. Of note, E-book circulation increased over 20%.
- Georgia ranked 48th among states in circulation per capita in FY2014.

Percentage of Library System Population with Library Cards - FY 2016



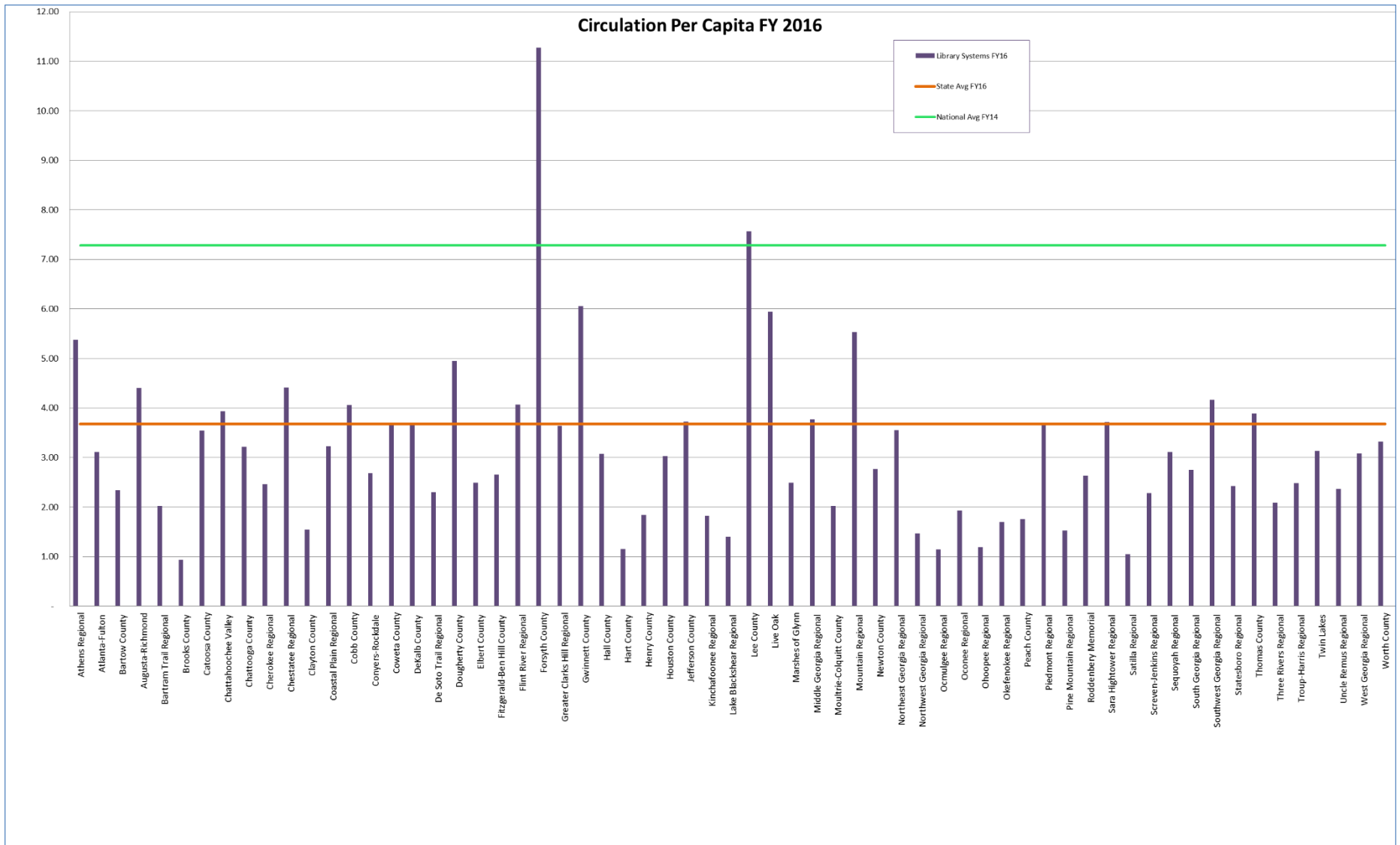
*Northwest Georgia Regional Library System began reregistering users and issuing new library cards when it migrated to PINES in 2010.

Sources: Annual Reports of Georgia's public library systems for Fiscal Year 2016

Population with Library Cards in Georgia Public Libraries - FY 2014-2016										
Library System	2014			2015			2016			Percentage Change in Card Holders from 2015 to 2016
	Card Holders	Population	%	Card Holders	Population	%	Card Holders	Population	%	
Athens Regional	83,730	225,833	37%	86,561	224,115	39%	70,165	226,216	31%	-19%
Atlanta-Fulton	458,307	995,984	46%	508,980	1,018,601	50%	570,206	1,035,754	55%	12%
Augusta-Richmond				101,259	203,625	50%	76,409	204,435	37%	-25%
Bartow County	54,532	108,201	50%	58,009	103,438	56%	59,841	104,521	57%	3%
Bartram Trail Regional	14,475	34,725	42%	11,033	33,371	33%	10,932	33,417	33%	-1%
Brooks County	5,743	16,570	35%	5,982	15,464	39%	4,345	15,439	28%	-27%
Catoosa County	20,992	67,318	31%	21,884	66,522	33%	15,337	67,127	23%	-30%
Chattahoochee Valley	155,615	225,186	69%	151,097	233,503	65%	149,556	235,168	64%	-1%
Chattooga County	9,742	26,579	37%	10,341	25,171	41%	7,416	25,187	29%	-28%
Cherokee Regional	33,150	87,589	38%	34,777	85,272	41%	24,846	85,555	29%	-29%
Chestatee Regional	24,280	57,167	42%	25,748	55,252	47%	19,872	56,075	35%	-23%
Clayton County	160,841	272,197	59%	176,304	269,649	65%	146,400	272,364	54%	-17%
Coastal Plain Regional	40,531	98,774	41%	43,007	94,637	45%	33,246	94,976	35%	-23%
Cobb County	344,170	732,504	47%	364,534	735,825	50%	364,175	745,143	49%	0%
Convers-Rockdale	53,049	91,500	58%	56,474	89,299	63%	43,234	90,489	48%	-23%
Coweta County	84,771	140,969	60%	84,209	138,639	61%	87,507	141,369	62%	4%
DeKalb County	164,520	721,520	23%	163,243	726,171	22%	204,340	732,586	28%	25%
De Soto Trail Regional	18,572	38,051	49%	14,275	36,809	39%	10,647	36,749	29%	-25%
Dougherty County	55,939	97,331	57%	63,593	93,142	68%	50,744	93,228	54%	-20%
East Central Georgia Regional	106,609	234,310	45%				0			
Elbert County	8,902	20,247	44%	9,428	19,537	48%	6,495	19,505	33%	-31%
Fitzgerald-Ben Hill County	9,333	18,092	52%	9,848	17,691	56%	7,470	17,780	42%	-24%
Flint River Regional	130,032	269,759	48%	138,969	262,435	53%	105,070	264,506	40%	-24%
Forsyth County	70,363	204,585	34%	67,769	209,023	32%	68,143	215,831	32%	1%
Greater Clarks Hill Regional	70,822	147,943	48%	94,355	178,529	53%	65,581	181,970	36%	-30%
Gwinnett County	308,474	891,721	35%	325,078	894,928	36%	353,122	912,741	39%	9%
Hall County	72,567	196,993	37%	78,249	194,153	40%	52,771	197,356	27%	-33%
Hart County	6,922	25,723	27%	7,252	25,628	28%	4,887	25,718	19%	-33%
Henry County	91,272	230,973	40%	96,731	219,654	44%	70,793	223,916	32%	-27%
Houston County	62,153	151,582	41%	46,870	152,213	31%	48,772	154,491	32%	4%
Jefferson County	10,271	17,256	60%	10,680	16,286	66%	10,942	16,268	67%	2%
Kinchafoonee Regional	15,480	32,515	48%	16,017	30,517	52%	11,816	30,339	39%	-26%
Lake Blackshear Regional	29,403	78,425	37%	31,064	73,963	42%	22,146	73,898	30%	-29%
Lee County	15,100	30,127	50%	16,062	30,113	53%	13,605	30,634	44%	-15%
Live Oak	63,711	406,815	16%	75,654	408,098	19%	69,959	413,636	17%	-8%
Marshes of Glynn	31,741	83,648	38%	33,831	83,355	41%	23,244	84,279	28%	-31%
Middle Georgia Regional	99,333	236,235	42%	106,184	228,846	46%	84,478	229,412	37%	-20%
Moultrie-Colquitt County	16,699	47,638	35%	17,687	47,235	37%	13,248	47,715	28%	-25%
Mountain Regional	35,716	57,920	62%	45,533	56,748	80%	18,993	57,074	33%	-58%
Newton County	55,818	110,140	51%	43,254	106,470	41%	44,128	108,481	41%	2%
Northeast Georgia Regional	46,247	117,598	39%	48,994	114,553	43%	35,743	115,322	31%	-27%
Northwest Georgia Regional	35,382	207,400	17%	30,359	200,915	15%	30,363	202,387	15%	0%
Ocmulgee Regional	20,795	83,071	25%	22,199	79,019	28%	16,786	79,032	21%	-24%
Oconee Regional	36,300	92,264	39%	37,925	88,844	43%	28,829	89,137	32%	-24%
Ochoppee Regional	23,760	80,456	30%	25,237	77,844	32%	16,479	78,353	21%	-35%
Okfenokee Regional	29,844	94,635	32%	32,329	92,273	35%	25,067	92,861	27%	-22%
Peach County	10,599	29,740	36%	11,014	27,214	40%	8,209	27,313	30%	-25%
Piedmont Regional	55,416	162,220	34%	59,927	157,947	38%	50,309	161,465	31%	-16%
Pine Mountain Regional	20,024	65,369	31%	21,307	62,548	34%	14,949	62,463	24%	-30%
Roddenbery Memorial	12,837	25,865	50%	12,146	25,694	47%	9,118	25,902	35%	-25%
Sara Hightower Regional	64,591	141,598	46%	67,752	138,420	49%	52,123	139,127	37%	-23%
Satilla Regional	17,097	53,298	32%	18,136	52,247	35%	12,767	52,615	24%	-30%
Screven-Jenkins Regional	10,916	23,186	47%	11,385	23,559	48%	8,630	23,584	37%	-24%
Sequoyah Regional	114,669	295,779	39%	109,351	295,353	37%	108,817	301,395	36%	0%
South Georgia Regional	57,899	134,337	43%	61,393	130,825	47%	45,219	132,547	34%	-26%
Southwest Georgia Regional	24,028	43,433	55%	25,210	42,444	59%	16,440	42,549	39%	-35%
Statesboro Regional	62,837	155,811	40%	66,791	153,599	43%	50,923	155,895	33%	-24%
Thomas County	24,279	45,590	53%	25,995	45,517	57%	20,474	45,842	45%	-21%
Three Rivers Regional	79,415	151,031	53%	83,812	146,426	57%	86,176	147,773	58%	3%
Troup-Harris Regional	34,029	104,875	32%	36,550	104,020	35%	27,351	105,172	26%	-25%
Twin Lakes	18,670	47,336	39%	19,679	46,457	42%	15,083	46,666	32%	-23%
Uncle Remus Regional	71,257	171,890	41%	75,697	167,575	45%	58,639	169,509	35%	-23%
West Georgia Regional	192,060	465,338	41%	204,747	451,656	45%	158,599	459,617	35%	-23%
Worth County	8,104	22,142	37%	8,520	21,236	40%	6,502	21,208	31%	-24%
Statewide	4,164,735	10,344,907	40%	4,368,280	10,250,112	43%	3,948,476	10,379,084	38%	-10%

Sources: Annual Reports of Georgia's public library systems for Fiscal Years 2014 – 2016





Sources: Annual Reports of Georgia's public library systems for Fiscal Year 2016 and the Institute of Museum and Library Services (IMLS) Public Library Survey for Fiscal Year 2014

Circulation per Capita in Georgia Libraries - FY 2014-2016										
Library System	2014			2015			2016			Per Capita
	Circulation	System Population	Per Capita	Circulation	System Population	Per Capita	Circulation	System Population	Per Capita	
Athens Regional	1,844,163	225,833	8.17	1,215,173	224,115	5.42	1,216,578	226,216	5.38	
Atlanta-Fulton	3,227,841	995,984	3.24	2,855,142	1,018,601	2.80	3,220,156	1,035,754	3.11	
Augusta-Richmond				463,064	203,625	2.27	478,362	204,435	2.34	
Bartow County	494,962	108,201	4.57	493,154	103,438	4.77	460,400	104,521	4.40	
Bartram Trail Regional	80,003	34,725	2.30	81,094	33,371	2.43	67,601	33,417	2.02	
Brooks County	26,978	16,570	1.63	17,421	15,464	1.13	14,458	15,439	0.94	
Catoosa County	219,627	67,318	3.26	198,102	66,522	2.98	238,119	67,127	3.55	
Chattahoochee Valley	923,117	225,186	4.10	919,239	233,503	3.94	925,797	235,168	3.94	
Chattooga County	93,458	26,579	3.52	87,769	25,171	3.49	81,015	25,187	3.22	
Cherokee Regional	190,108	87,589	2.17	191,619	85,272	2.25	210,871	85,555	2.46	
Chestatee Regional	295,244	57,167	5.16	274,734	55,252	4.97	247,237	56,075	4.41	
Clayton County	492,920	272,197	1.81	456,081	269,649	1.69	421,509	272,364	1.55	
Coastal Plain Regional	351,587	98,774	3.56	341,872	94,637	3.61	306,724	94,976	3.23	
Cobb County	3,133,644	732,504	4.28	3,045,796	735,825	4.14	3,026,037	745,143	4.06	
Conyers-Rockdale	279,639	91,500	3.06	254,527	89,299	2.85	243,045	90,489	2.69	
Coweta County	497,746	140,969	3.53	535,535	138,639	3.86	515,819	141,369	3.65	
DeKalb County	2,916,460	721,520	4.04	2,680,976	726,171	3.69	2,701,962	732,586	3.69	
De Soto Trail Regional	82,813	38,051	2.18	79,578	36,809	2.16	84,464	36,749	2.30	
Dougherty County	409,644	97,331	4.21	450,740	93,142	4.84	461,408	93,228	4.95	
East Central Georgia Regional	594,281	234,310	2.54							
Elbert County	42,552	20,247	2.10	53,216	19,537	2.72	48,566	19,505	2.49	
Fitzgerald-Ben Hill County	42,951	18,092	2.37	43,569	17,691	2.46	47,251	17,780	2.66	
Flint River Regional	1,123,007	269,759	4.16	1,071,130	262,435	4.08	1,076,342	264,506	4.07	
Forsyth County	2,194,840	204,585	10.73	2,369,260	209,023	11.33	2,432,581	215,831	11.27	
Greater Clarks Hill Regional	619,260	147,943	4.19	677,288	178,529	3.79	661,413	181,970	3.63	
Gwinnett County	6,039,784	891,721	6.77	5,500,332	894,928	6.15	5,532,032	912,741	6.06	
Hall County	621,540	196,993	3.16	481,202	194,153	2.48	606,188	197,356	3.07	
Hart County	53,048	25,723	2.06	33,464	25,628	1.31	29,788	25,718	1.16	
Henry County	462,553	230,973	2.00	436,265	219,654	1.99	413,004	223,916	1.84	
Houston County	304,116	151,582	2.01	392,526	152,213	2.58	468,331	154,491	3.03	
Jefferson County	44,426	17,256	2.57	48,827	16,286	3.00	60,604	16,268	3.73	
Kinchafoonee Regional	65,504	32,515	2.01	57,460	30,517	1.88	55,469	30,339	1.83	
Lake Blackshear Regional	120,206	78,425	1.53	131,862	73,963	1.78	103,433	73,898	1.40	
Lee County	217,684	30,127	7.23	221,808	30,113	7.37	231,701	30,634	7.56	
Live Oak	1,772,063	406,815	4.36	1,803,039	408,098	4.42	2,457,871	413,636	5.94	
Marshes of Glynn	203,714	83,648	2.44	203,569	83,355	2.44	209,833	84,279	2.49	
Middle Georgia Regional	1,245,229	236,235	5.27	1,010,936	228,846	4.42	864,669	229,412	3.77	
Moultrie-Colquitt County	94,465	47,638	1.98	96,867	47,235	2.05	96,457	47,715	2.02	
Mountain Regional	349,040	57,920	6.03	370,418	56,748	6.53	315,443	57,074	5.53	
Newton County	373,256	110,140	3.39	354,999	106,470	3.33	300,149	108,481	2.77	
Northeast Georgia Regional	416,939	117,598	3.55	414,753	114,553	3.62	409,714	115,322	3.55	
Northwest Georgia Regional	316,300	207,400	1.53	317,573	200,915	1.58	296,941	202,387	1.47	
Ocmulgee Regional	102,642	83,071	1.24	97,297	79,019	1.23	90,627	79,032	1.15	
Oconee Regional	182,476	92,264	1.98	173,948	88,844	1.96	171,901	89,137	1.93	
Ochopee Regional	79,402	80,456	0.99	79,768	77,844	1.02	93,828	78,353	1.20	
Okfeenokee Regional	145,794	94,635	1.54	131,236	92,273	1.42	157,471	92,861	1.70	
Peach County	32,338	29,740	1.09	34,826	27,214	1.28	48,073	27,313	1.76	
Piedmont Regional	556,270	162,220	3.43	602,434	157,947	3.81	598,505	161,465	3.71	
Pine Mountain Regional	108,871	65,369	1.67	85,407	62,548	1.37	95,597	62,463	1.53	
Roddenberry Memorial	80,401	25,865	3.11	60,603	25,694	2.36	68,218	25,902	2.63	
Sara Hightower Regional	577,477	141,598	4.08	579,367	138,420	4.19	516,636	139,127	3.71	
Satilla Regional	61,957	53,298	1.16	61,780	52,247	1.18	55,089	52,615	1.05	
Screven-Jenkins Regional	62,269	23,186	2.69	54,449	23,559	2.31	53,914	23,584	2.29	
Sequoyah Regional	928,824	295,779	3.14	902,173	295,353	3.05	938,188	301,395	3.11	
South Georgia Regional	281,196	134,337	2.09	308,008	130,825	2.35	364,603	132,547	2.75	
Southwest Georgia Regional	198,212	43,433	4.56	201,193	42,444	4.74	177,370	42,549	4.17	
Statesboro Regional	398,093	155,811	2.55	392,726	153,599	2.56	377,626	155,895	2.42	
Thomas County	180,682	45,590	3.96	180,208	45,517	3.96	178,327	45,842	3.89	
Three Rivers Regional	375,369	151,031	2.49	348,736	146,426	2.38	308,957	147,773	2.09	
Troup-Harris Regional	256,375	104,875	2.44	240,623	104,020	2.31	260,978	105,172	2.48	
Twin Lakes	158,678	47,336	3.35	162,073	46,457	3.49	146,299	46,666	3.14	
Uncle Remus Regional	452,184	171,890	2.63	433,847	167,575	2.59	402,239	169,509	2.37	
West Georgia Regional	832,935	465,338	1.79	1,413,916	451,656	3.13	1,418,735	459,617	3.09	
Worth County	72,669	22,142	3.28	73,950	21,236	3.48	70,573	21,208	3.33	
Statewide	39,001,826	10,344,907	3.77	37,350,547	10,250,112	3.64	38,233,096	10,379,084	3.68	

Resource Sharing – Interlibrary Loans and Courier Service

- Public libraries provide lending services to their card holders. Each time a user checks out an item, it is considered a circulation. Another type of circulation, which requires at least three times the workload of a circulation, is Interlibrary Loan. This is a service where a user of one library can borrow books that are owned by another library. The user makes a request with their local library, which identifies libraries that own the desired item, places the request, receives the item, makes it available to the user, and arranges for its return.
- Georgia Online Database (GOLD) – GPLS coordinates the interlibrary loaning of books and other materials between libraries of all types including academic, public, technical schools and special libraries. Over 200 institutions loaned and borrowed almost 39,000 items between each other in FY2015.
- GPLS contracts for library **courier service**, which transported **1,441,717** library materials in FY2016, visiting every headquarters library five (5) days per week. This includes Interlibrary Loan items as well as PINES system-to-system items being transported across the state.
- Both Interlibrary Loan and PINES system-to-system loans require the librarian to receive the request, pull the book from the shelves, check it out of the online library catalog, and prepare a mailing package or a PINES courier package to send the item to the requesting library. This work is overlooked when using only circulation as a statistic for workload of the library staff, but it accounted for 655,820 items sent to other library systems for patron use. Of these loans, 628,221 were processed through the Georgia Library PINES network.

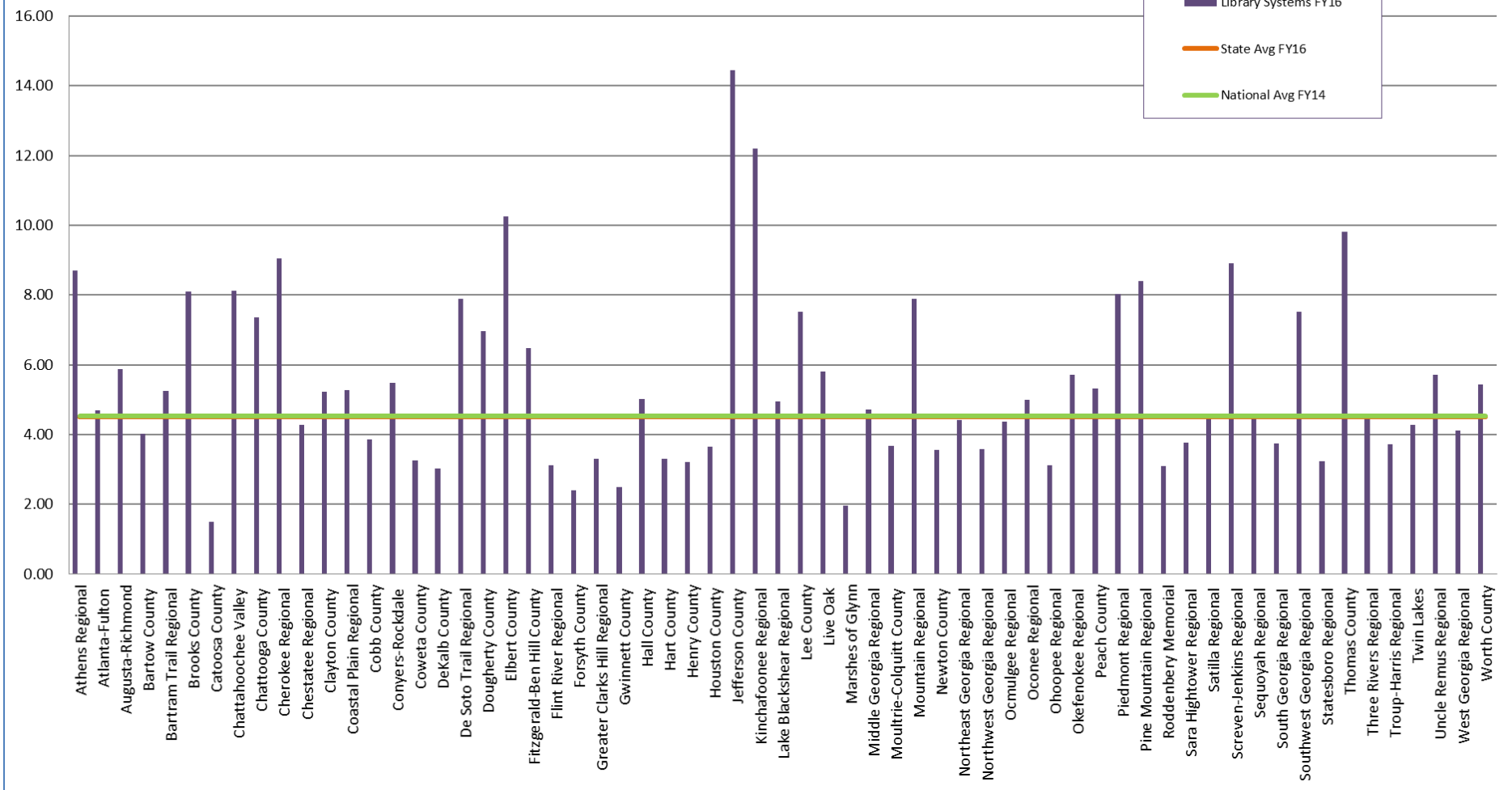
Public Library Materials Loaned to Local Card Holders and to Interlibrary Lending FY2016						
Library System	To Local Card Holders FY2016	To Interlibrary Lending FY2016	Total Lending FY2016	Total Lending 2015	% Change	
Athens Regional	1,216,578	24943	1,241,521	1,238,481	0%	
Atlanta-Fulton	3,220,156	1512	3,221,668	2,856,534	13%	
Augusta-Richmond	478,362	18725	497,087	486,355	2%	
Bartow County	460,400	335	460,735	493,528	-7%	
Bartram Trail Regional	67,601	2789	70,390	81,786	-14%	
Brooks County	14,458	4221	18,679	21,635	-14%	
Catoosa County	238,119	8828	246,947	205,110	20%	
Chattahoochee Valley	925,797	623	926,420	919,802	1%	
Chattooga County	81,015	3907	84,922	92,410	-8%	
Cherokee Regional	210,871	11563	222,434	202,466	10%	
Chestatee Regional	247,237	11487	258,724	286,275	-10%	
Clayton County	421,509	22106	443,615	483,832	-8%	
Coastal Plain Regional	306,724	14534	321,258	357,430	-10%	
Cobb County	3,026,037	144	3,026,181	3,046,009	-1%	
Conyers-Rockdale	243,045	7000	250,045	262,132	-5%	
Coweta County	515,819	222	516,041	535,780	-4%	
DeKalb County	2,701,962	1120	2,703,082	2,682,247	1%	
De Soto Trail Regional	84,464	6163	90,627	86,160	5%	
Dougherty County	461,408	28410	489,818	475,318	3%	
Elbert County	48,566	2249	50,815	55,474	-8%	
Fitzgerald-Ben Hill County	47,251	3637	50,888	47,250	8%	
Flint River Regional	1,076,342	29306	1,105,648	1,100,665	0%	
Forsyth County	2,432,581	858	2,433,439	2,370,276	3%	
Greater Clarks Hill Regional	661,413	19968	681,381	695,114	-2%	
Gwinnett County	5,532,032	621	5,532,653	5,500,812	1%	
Hall County	606,188	32860	639,048	512,896	25%	
Hart County	29,788	1249	31,037	34,541	-10%	
Henry County	413,004	13218	426,222	450,468	-5%	
Houston County	468,331	14087	482,418	403,777	19%	
Jefferson County	60,604	3208	63,812	52,533	21%	
Kinchafoonee Regional	55,469	4655	60,124	61,891	-3%	
Lake Blackshear Regional	103,433	9131	112,564	141,041	-20%	
Lee County	231,701	11091	242,792	233,014	4%	
Live Oak	2,457,871	0	2,457,871	1,803,891	36%	
Marshes of Glynn	209,833	7768	217,601	210,414	3%	
Middle Georgia Regional	864,669	35443	900,112	1,046,619	-14%	
Moultrie-Colquitt County	96,457	4444	100,901	100,990	0%	
Mountain Regional	315,443	19778	335,221	382,280	-12%	
Newton County	300,149	5768	305,917	360,140	-15%	
Northeast Georgia Regional	409,714	15663	425,377	431,185	-1%	
Northwest Georgia Regional	296,941	3816	300,757	331,866	-9%	
Ocmulgee Regional	90,627	4157	94,784	101,465	-7%	
Oconee Regional	171,901	11733	183,634	185,580	-1%	
Ohoopsee Regional	93,828	7147	100,975	86,577	17%	
Okfeenokee Regional	157,471	4982	162,453	136,486	19%	
Peach County	48,073	4346	52,419	38,918	35%	
Piedmont Regional	598,505	22387	620,892	625,037	-1%	
Pine Mountain Regional	95,597	5924	101,521	91,633	11%	
Roddenbery Memorial	68,218	3513	71,731	64,042	12%	
Sara Hightower Regional	516,636	21144	537,780	610,046	-12%	
Satilla Regional	55,089	3770	58,859	66,086	-11%	
Screven-Jenkins Regional	53,914	2734	56,648	58,491	-3%	
Sequoyah Regional	938,188	612	938,800	902,823	4%	
South Georgia Regional	364,603	17104	381,707	327,143	17%	
Southwest Georgia Regional	177,370	11979	189,349	211,991	-11%	
Statesboro Regional	377,626	19127	396,753	413,031	-4%	
Thomas County	178,327	8897	187,224	190,816	-2%	
Three Rivers Regional	308,957	15953	324,910	371,558	-13%	
Troup-Harris Regional	260,978	10924	271,902	248,870	9%	
Twin Lakes	146,299	6163	152,462	167,800	-9%	
Uncle Remus Regional	402,239	20877	423,116	459,140	-8%	
West Georgia Regional	1,418,735	42536	1,461,271	1,455,008	0%	
Worth County	70,573	2361	72,934	76,834	-5%	
Statewide	38,233,096	655,820	38,888,916	38,029,802	2%	

Sources: Annual Reports of Georgia's public library systems for Fiscal Years 2015 – 2016

Public Access Computers in Georgia Public Libraries

- Public Library Internet computers were used almost 12 million times in FY2016.
- There were 9,353 public computer workstations with high-speed internet access in Georgia public libraries at the close of FY2016.
- Coordinated by GPLS in Georgia, the federal E-rate program -- the national Universal Service Discount Program for Schools and Libraries -- provides over 75% of the funds for Georgia's statewide public library data network.
- All public access internet computers have access to GALILEO databases.
- GALILEO databases searches numbered almost 1.5 million through public library access in FY2016, an increase of 15% over FY2015.
- 94% of Georgia library facilities provide wireless services for library users.
- The following Charts and Spreadsheets on “Public Access Computers” use do not include use from patrons’ wireless devices.

Public Access Computers per 5,000 Population for FY2016



Sources: Annual Reports of Georgia's public library systems for Fiscal Year 2016 and the Institute of Museum and Library Services (IMLS) Public Library Survey for Fiscal Year 2014

Public Access Computers per 5,000 Population in Georgia Libraries - FY 2014-16											
Library System	2014			2015			2016				
	Public Computers	System Population	Per 5,000 Population	Public Computers	System Population	Per 5,000 Population	Public Computers	System Population	Per 5,000 Population		
Athens Regional	455	225,833	10.07	340	224,115	7.59	394	226,216	8.71		
Atlanta-Fulton	674	995,984	3.38	897	1,018,601	4.40	972	1,035,754	4.69		
Augusta-Richmond				237	203,625	5.82	240	204,435	5.87		
Bartow County	84	108,201	3.88	84	103,438	4.06	84	104,521	4.02		
Bartram Trail Regional	34	34,725	4.90	35	33,371	5.24	35	33,417	5.24		
Brooks County	17	16,570	5.13	23	15,464	7.44	25	15,439	8.10		
Catoosa County	31	67,318	2.30	31	66,522	2.33	20	67,127	1.49		
Chattahoochee Valley	416	225,186	9.24	414	233,503	8.86	382	235,168	8.12		
Chattooga County	33	26,579	6.21	45	25,171	8.94	37	25,187	7.35		
Cherokee Regional	91	87,589	5.19	155	85,272	9.09	155	85,555	9.06		
Chestatee Regional	46	57,167	4.02	66	55,252	5.97	48	56,075	4.28		
Clayton County	314	272,197	5.77	285	269,649	5.28	285	272,364	5.23		
Coastal Plain Regional	98	98,774	4.96	98	94,637	5.18	100	94,976	5.26		
Cobb County	510	732,504	3.48	420	735,825	2.85	574	745,143	3.85		
Conyers-Rockdale	99	91,500	5.41	98	89,299	5.49	99	90,489	5.47		
Coweta County	92	140,969	3.26	92	138,639	3.32	92	141,369	3.25		
DeKalb County	360	721,520	2.49	361	726,171	2.49	443	732,586	3.02		
De Soto Trail Regional	56	38,051	7.36	57	36,809	7.74	58	36,749	7.89		
Dougherty County	112	97,331	5.75	114	93,142	6.12	130	93,228	6.97		
East Central Georgia Regional	293	234,310	6.25								
Elbert County	46	20,247	11.36	39	19,537	9.98	40	19,505	10.25		
Fitzgerald-Ben Hill County	26	18,092	7.19	23	17,691	6.50	23	17,780	6.47		
Flint River Regional	158	269,759	2.93	157	262,435	2.99	165	264,506	3.12		
Forsyth County	97	204,585	2.37	100	209,023	2.39	104	215,831	2.41		
Greater Clarks Hill Regional	69	147,943	2.33	119	178,529	3.33	120	181,970	3.30		
Gwinnett County	411	891,721	2.30	498	894,928	2.78	453	912,741	2.48		
Hall County	180	196,993	4.57	160	194,153	4.12	198	197,356	5.02		
Hart County	16	25,723	3.11	17	25,628	3.32	17	25,718	3.31		
Henry County	99	230,973	2.14	109	219,654	2.48	144	223,916	3.22		
Houston County	105	151,582	3.46	98	152,213	3.22	113	154,491	3.66		
Jefferson County	47	17,256	13.62	47	16,286	14.43	47	16,268	14.45		
Kinchafoonee Regional	74	32,515	11.38	79	30,517	12.94	74	30,339	12.20		
Lake Blackshear Regional	81	78,425	5.16	73	73,963	4.93	73	73,898	4.94		
Lee County	47	30,127	7.80	58	30,113	9.63	46	30,634	7.51		
Live Oak	403	406,815	4.95	495	408,098	6.06	481	413,636	5.81		
Marshes of Glynn	29	83,648	1.73	32	83,355	1.92	33	84,279	1.96		
Middle Georgia Regional	263	236,235	5.57	229	228,846	5.00	216	229,412	4.71		
Moultrie-Colquitt County	31	47,638	3.25	35	47,235	3.70	35	47,715	3.67		
Mountain Regional	83	57,920	7.17	90	56,748	7.93	90	57,074	7.88		
Newton County	68	110,140	3.09	77	106,470	3.62	77	108,481	3.55		
Northeast Georgia Regional	81	117,598	3.44	96	114,553	4.19	102	115,322	4.42		
Northwest Georgia Regional	63	207,400	1.52	145	200,915	3.61	145	202,387	3.58		
Ocmulgee Regional	83	83,071	5.00	48	79,019	3.04	69	79,032	4.37		
Oconee Regional	88	92,264	4.77	103	88,844	5.80	89	89,137	4.99		
Ohoopsee Regional	44	80,456	2.73	46	77,844	2.95	49	78,353	3.13		
Okfenokee Regional	76	94,635	4.02	117	92,273	6.34	106	92,861	5.71		
Peach County	35	29,740	5.88	31	27,214	5.70	29	27,313	5.31		
Piedmont Regional	166	162,220	5.12	178	157,947	5.63	259	161,465	8.02		
Pine Mountain Regional	71	65,369	5.43	57	62,548	4.56	105	62,463	8.40		
Roddenbery Memorial	21	25,865	4.06	20	25,694	3.89	16	25,902	3.09		
Sara Hightower Regional	121	141,598	4.27	166	138,420	6.00	105	139,127	3.77		
Satilla Regional	48	53,298	4.50	48	52,247	4.59	47	52,615	4.47		
Screven-Jenkins Regional	40	23,186	8.63	42	23,559	8.91	42	23,584	8.90		
Sequoyah Regional	285	295,779	4.82	272	295,353	4.60	269	301,395	4.46		
South Georgia Regional	95	134,337	3.54	97	130,825	3.71	99	132,547	3.73		
Southwest Georgia Regional	64	43,433	7.37	64	42,444	7.54	64	42,549	7.52		
Statesboro Regional	83	155,811	2.66	94	153,599	3.06	101	155,895	3.24		
Thomas County	81	45,590	8.88	69	45,517	7.58	90	45,842	9.82		
Three Rivers Regional	147	151,031	4.87	178	146,426	6.08	131	147,773	4.43		
Troup-Harris Regional	80	104,875	3.81	80	104,020	3.85	78	105,172	3.71		
Twin Lakes	42	47,336	4.44	46	46,457	4.95	40	46,666	4.29		
Uncle Remus Regional	211	171,890	6.14	212	167,575	6.33	194	169,509	5.72		
West Georgia Regional	296	465,338	3.18	318	451,656	3.52	379	459,617	4.12		
Worth County	23	22,142	5.19	21	21,236	4.94	23	21,208	5.42		
Statewide	8,492	10,344,907	4.10	8,935	10,250,112	4.36	9,353	10,379,084	4.51		

Sources: Annual Reports of Georgia's public library systems for Fiscal Years 2014 - 2016

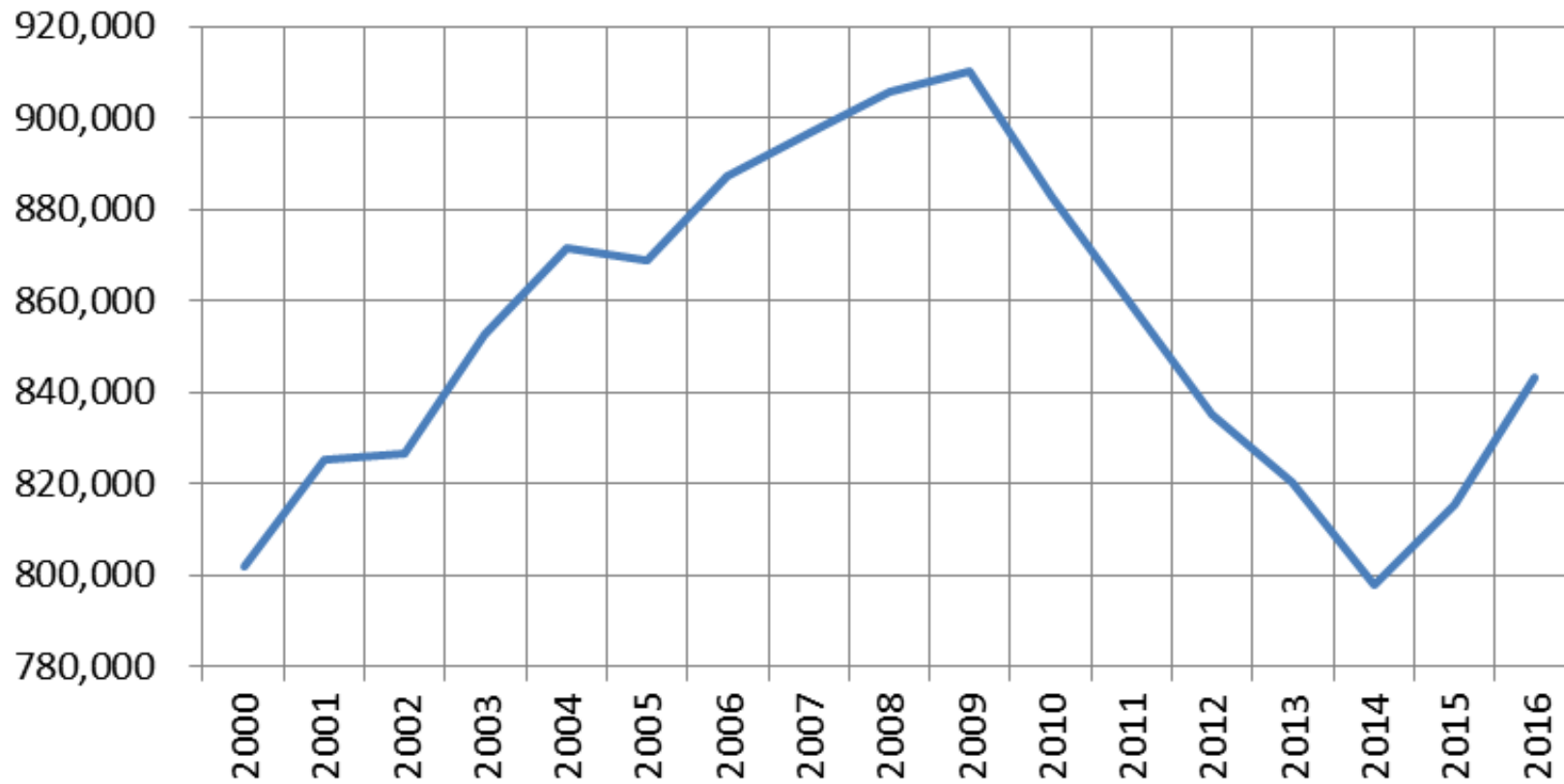
User Sessions of Public Computers											
	2006	2007	2008	2009	2010	2011	2012	2013	2014	2015	2016
Athens Regional	339,617	394,119	384,083	440,505	477,091	639,325	504,132	385,156	425,987	409,136	382,388
Atlanta-Fulton	1,151,094	1,208,846	1,330,063	1,456,153	1,444,728	1,553,667	1,305,666	1,523,695	1,674,536	736,535	930,151
Augusta-Richmond										288,431	220,058
Bartow County	85,389	421,644	269,783	302,256	139,081	131,420	180,352	168,924	167,080	158,743	177,076
Bartram Trail Regional	30,084	32,926	43,621	19,526	25,600	32,339	32,168	35,056	29,472	28,381	27,411
Brooks County	36,442	9,646	11,121	11,232	14,636	18,753	13,853	12,527	16,773	9,200	7,116
Catoosa County				103,412	101,333	102,802	95,404	96,633	96,633	12,212	18,097
Chattahoochee Valley	413,816	439,917	481,966	440,356	453,726	372,521	331,712	339,814	407,105	386,527	386,089
Chattooga County	15,896	16,018	15,931	16,494	15,869	13,454	14,100	14,430	12,662	11,708	9,600
Cherokee Regional	72,278	81,524	99,082	114,516	120,725	105,210	89,367	75,940	48,418	32,465	30,591
Chestatee Regional	35,235	34,270	40,875	51,423	45,468	41,413	34,603	27,378	25,127	15,567	8,256
Clayton County	388,729	438,424	453,833	445,553	453,145	394,464	370,803	356,071	565,652	277,488	283,889
Coastal Plain Regional	96,131	64,178	84,098	102,506	101,489	127,286	103,523	95,612	92,659	84,368	76,628
Cobb County	1,247,444	1,523,058	1,617,437	1,678,439	1,659,525	1,276,126	1,056,550	893,035	1,118,065	1,142,445	1,192,832
Conyers-Rockdale	96,456	91,337	97,924	90,089	91,000	93,838	95,295	97,384	100,281	103,271	93,200
Coweta County			33,310	70,069	137,920	0	796,667	887,355	975,000	1,020,000	1,315,000
DeKalb County	1,146,064	1,139,543	1,201,614	1,410,404	961,592	997,638	1,066,295	1,055,082	962,546	941,203	1,016,443
De Soto Trail Regional	39,898	43,100	87,459	41,590	45,678	50,808	55,605	67,882	71,927	71,783	88,976
Dougherty County	99,755	125,372	349,983	210,194	229,209	204,495	223,083	155,039	155,345	119,539	112,790
East Central Georgia Regional	1,006,844	686,352	330,971	356,412	301,038	396,439	341,073	376,844	280,340		
Elbert County	18,509	22,158	31,760	26,887	26,521	25,137	22,852	18,378	17,161	13,300	11,084
Fitzgerald-Ben Hill County	16,859	20,999	20,044	23,125	25,251	27,498	28,188	21,636	18,308	18,630	20,236
Flint River Regional	292,147	281,793	425,030	407,048	333,441	396,446	437,770	445,015	335,964	340,981	336,713
Forsyth County	165,704	150,124	173,503	182,778	232,151	129,498	117,972	95,451	90,349	91,378	86,852
Greater Clarks Hill Regional									89,438	157,852	144,451
Gwinnett County	1,164,160	1,303,920	1,194,195	1,162,583	807,742	1,048,283	890,505	772,262	959,988	657,679	1,087,044
Hall County	173,184	165,500	201,000	197,431	176,190	139,008	93,741	83,254	77,922	102,844	121,522
Hart County	5,314	5,006	9,810	14,771	15,109	15,186	11,185	11,411	11,108	12,966	11,190
Henry County	95,672	119,818	126,641	155,030	113,000	300,300	300,500	266,482	167,281	69,417	65,095
Houston County	194,354	201,147	198,378	184,805	112,113	96,000	256,000	258,000	63,501	75,989	88,304
Jefferson County	16,900	24,120	26,323	38,358	42,967	44,665	41,638	40,981	35,508	32,260	27,818
Kinchafoonee Regional	40,355	34,919	37,474	50,556	60,638	59,413	53,418	41,056	38,200	43,698	29,931
Lake Blackshear Regional	122,822	161,067	174,016	177,459	204,956	197,699	165,074	157,218	193,864	206,103	198,298
Lee County	43,230	19,848	41,659	39,991	39,991	41,251	30,815	30,560	30,621	33,142	27,258
Live Oak	584,830	645,798	707,118	764,009	728,224	678,537	504,082	642,715	575,544	817,354	490,321
Marshes of Glynn									48,648	51,890	50,599
Middle Georgia Regional	378,317	475,941	473,626	483,494	472,617	463,051	480,140	521,868	528,450	312,642	292,534
Moultrie-Colquitt County	23,448	28,930	31,713	35,063	35,795	35,267	30,702	28,738	29,252	33,649	23,607
Mountain Regional	195,692	88,352	61,430	97,722	99,524	144,208	149,746	152,081	162,638	63,094	34,091
Newton County	264,298	269,552	291,552	308,382	339,413	26,381	139,014	56,494	115,260	97,445	77,146
Northeast Georgia Regional	70,928	86,026	103,757	137,600	92,261	116,099	155,915	132,725	88,556	71,552	67,620
Northwest Georgia Regional	88,065	82,561	130,498	111,814	81,155	57,686	49,014	44,072	39,400	48,400	51,013
Ocmulgee Regional	35,700	41,330	50,682	56,131	61,828	60,499	58,886	52,845	54,389	45,554	39,417
Oconee Regional	88,850	100,166	120,191	116,932	115,093	109,006	109,269	99,343	92,040	85,039	75,020
Ochonee Regional	38,496	45,899	48,252	50,752	51,605	76,519	35,818	63,850	26,163	23,624	34,214
Okfeenokee Regional	45,302	40,614	40,732	46,735	50,500	48,446	45,640	45,262	39,459	33,004	66,232
Peach County	36,760	40,436	47,683	55,966	51,385	72,914	70,456	69,364	68,827	73,523	57,760
Piedmont Regional	84,968	89,594	99,463	161,149	142,958	156,899	168,458	163,313	157,788	187,441	203,371
Pine Mountain Regional	44,954	50,956	69,216	64,372	63,949	71,359	72,326	58,991	50,424	48,781	40,280
Roddenberry Memorial	16,336	17,898	27,188	34,401	27,928	25,558	23,980	18,605	25,314	24,405	19,513
Sara Hightower Regional	210,654	179,497	282,671	300,046	304,272	292,545	229,025	190,488	178,593	178,580	192,193
Satilla Regional	34,867	52,188	59,804	71,959	69,167	48,710	62,524	54,631	38,602	39,353	33,678
Screven-Jenkins Regional	27,387	30,083	33,479	36,196	45,856	38,013	40,188	33,161	31,737	23,104	21,594
Sequoyah Regional	218,491	224,992	235,579	257,179	256,517	210,767	176,806	153,142	146,998	154,209	126,876
South Georgia Regional	315,594	94,565	113,230	133,628	140,363	141,215	126,287	107,421	111,357	123,280	150,406
Southwest Georgia Regional	129,719	114,217	120,794	121,166	128,371	128,752	124,481	119,564	142,236	147,323	121,520
Statesboro Regional	105,580	123,920	249,593	295,663	140,526	136,578	77,219	120,698	108,742	96,664	86,872
Thomas County	35,023	38,519	50,245	47,936	47,378	43,332	28,856	107,280	113,229	121,964	101,785
Three Rivers Regional	102,305	111,671	126,411	144,577	129,074	226,699	235,912	191,397	143,483	135,472	124,064
Troup-Harris Regional	148,325	160,195	81,413	137,076	145,126	180,842	205,702	206,131	118,444	83,496	71,628
Twin Lakes	34,860	40,089	35,987	34,454	37,830	36,363	33,065	36,930	43,430	37,353	27,035
Uncle Remus Regional	342,112	297,640	217,313	282,028	189,065	155,957	126,846	171,646	171,627	164,516	144,621
West Georgia Regional	1,040,000	528,380	552,075	592,066	425,986	464,947	432,807	423,440	405,486	580,335	415,115
Worth County				17,658	26,154	27,044	23,155	22,041	13,408	20,693	13,294
Statewide Total	13,392,243	13,360,702	14,054,682	15,018,105	13,508,851	13,346,575	13,176,228	12,993,797	13,224,365	11,628,980	11,925,786

Sources: Annual Reports of Georgia's public library systems for Fiscal Years 2006 – 2016

Public Library Service Hours

- In FY2016, public library service hours in Georgia increased 3.4% over FY2015; this is the second year in a row with an increase in hours. From FY2009-2014, due to reduced local and state funding in the last five years, hours steadily decreased. Despite the increase, FY2016 hours are still over 7% lower than in FY2009.
- 19 of the 63 public library systems now show increased hours over FY2009. Of those, four systems (Bartram Trail, Forsyth County, Newton County, and Uncle Remus) have increased their public service hours by more than 30%. An additional six systems (Coweta County, DeKalb County, Lee County, South Georgia Regional, Southwest Georgia Regional, and West Georgia Regional) all increased hours more than 10%.
- 40 systems have been forced to reduce public service hours since FY2009, with 14 of them reducing hours more than 20%.

Total Public Service Hours for Georgia Libraries FY 2000 - 2016



Sources: Annual Reports of Georgia's public library systems for Fiscal Years 2000 - 2016

Public Service Hours by System										
Library System	2009	2010	2011	2012	2013	2014	2015	2016	% Change since 2009	Change in hours since 2009
Athens Regional	23,832	23,919	23,399	23,220	23,220	24,508	22,220	22,880	-3.99%	(952)
Atlanta-Fulton	82,460	75,482	80,114	76,902	78,682	62,372	57,577	81,584	-1.06%	(876)
Augusta-Richmond							14,358	14,265		
Bartow County	6,956	6,821	6,773	6,824	6,831	6,707	6,874	7,031	1.08%	75
Bartram Trail Regional	6,767	6,767	6,854	6,854	7,218	7,340	7,340	10,348	52.92%	3,581
Brooks County	2,723	2,755	2,753	2,560	2,527	2,581	2,581	2,208	-18.91%	(515)
Catoosa County	2,944	2,893	2,916	3,000	3,000	5,034	2,266	2,300	-21.88%	(644)
Chattahoochee Valley	24,598	21,988	20,464	16,890	16,328	16,839	17,047	17,279	-29.75%	(7,319)
Chattooga County	3,957	3,848	3,848	3,905	3,908	3,836	3,883	3,830	-3.21%	(127)
Cherokee Regional	9,050	9,050	7,636	12,533	6,004	9,724	10,181	6,132	-32.24%	(2,918)
Chestatee Regional	4,098	4,058	3,980	3,947	3,516	4,166	4,166	4,061	-0.90%	(37)
Clayton County	17,718	18,360	18,210	18,294	21,543	18,233	18,193	18,064	1.95%	346
Coastal Plain Regional	14,458	13,976	14,236	14,097	13,631	13,785	13,922	13,651	-5.58%	(807)
Cobb County	47,521	55,088	46,108	37,080	37,447	35,744	42,099	37,457	-21.18%	(10,064)
Conyers-Rockdale	2,690	2,563	2,683	2,467	2,697	2,522	2,687	2,690	0.00%	-
Coweta County	9,736	9,028	8,332	8,792	9,604	9,960	9,960	10,944	12.41%	1,208
DeKalb County	44,447	47,090	46,432	48,121	48,180	47,185	47,183	49,064	10.39%	4,617
De Soto Trail Regional	8,964	8,432	8,980	9,103	9,090	8,047	9,349	9,284	3.57%	320
Dougherty County	14,144	13,636	10,988	10,868	5,560	5,884	7,495	9,920	-29.86%	(4,224)
East Central Georgia Regional	35,754	33,900	32,380	33,689	32,065	20,962				
Elbert County	4,452	4,420	4,356	3,483	3,683	3,528	3,716	3,716	-16.53%	(736)
Fitzgerald-Ben Hill County	3,091	3,084	3,097	3,105	2,822	2,636	2,612	2,660	-13.94%	(431)
Flint River Regional	21,307	21,489	21,313	22,215	21,296	15,850	20,509	19,188	-9.95%	(2,119)
Forsyth County	6,112	5,488	6,489	8,018	7,884	10,417	11,722	12,188	99.41%	6,076
Greater Clarks Hill Regional						11,443	15,441	15,040		
Gwinnett County	58,979	44,462	48,375	43,635	43,305	39,130	37,164	37,875	-35.78%	(21,104)
Hall County	14,505	13,962	13,833	8,616	9,745	10,327	10,364	10,462	-27.87%	(4,043)
Hart County	2,080	2,092	2,048	2,108	2,106	2,106	2,098	2,100	0.96%	20
Henry County	14,315	14,040	8,692	8,040	8,056	4,864	8,016	8,092	-43.47%	(6,223)
Houston County	9,123	7,029	6,994	7,028	6,716	6,888	7,384	7,280	-20.20%	(1,843)
Jefferson County	7,105	7,304	7,245	7,327	7,164	6,971	5,760	5,760	-18.93%	(1,345)
Kinchafoonee Regional	12,403	11,278	11,078	11,163	10,221	10,702	9,472	10,062	-18.87%	(2,341)
Lake Blackshear Regional	10,688	10,639	10,631	10,575	10,564	10,362	12,730	10,391	-2.78%	(297)
Lee County	7,421	5,634	5,711	5,724	7,395	8,376	8,415	8,403	13.23%	982
Live Oak	34,681	36,226	34,727	34,727	33,223	34,727	36,999	37,295	7.54%	2,614
Marshes of Glynn						4,444	4,424	4,628		4,628
Middle Georgia Regional	31,745	30,109	32,556	31,533	33,664	33,266	32,148	27,543	-13.24%	(4,202)
Moultrie-Colquitt County	3,461	3,524	3,463	3,459	3,448	3,426	3,465	3,518	1.65%	57
Mountain Regional	8,859	8,260	8,612	8,892	8,849	8,110	7,957	8,128	-8.25%	(731)
Newton County	3,239	3,035	3,237	3,988	4,244	4,144	4,218	4,244	31.03%	1,005
Northeast Georgia Regional	14,059	13,843	13,261	13,221	13,065	12,987	13,122	12,687	-9.76%	(1,372)
Northwest Georgia Regional	8,957	9,319	7,534	7,182	6,747	6,410	6,547	6,417	-28.36%	(2,540)
Ocmulgee Regional	11,292	11,292	11,246	11,439	11,140	11,098	10,401	10,454	-7.42%	(838)
Oconee Regional	10,188	9,629	9,037	9,189	8,053	5,000	7,907	8,226	-19.26%	(1,962)
Ohoopsee Regional	11,523	13,004	11,162	8,425	8,187	8,961	11,421	10,885	-5.54%	(638)
Okfenokee Regional	10,311	16,325	16,491	12,661	8,087	8,808	9,323	9,664	-6.27%	(647)
Peach County	3,900	3,904	3,851	3,822	3,711	3,446	3,955	3,916	0.41%	16
Piedmont Regional	25,355	22,590	22,613	24,351	22,569	20,817	23,117	24,016	-5.28%	(1,339)
Pine Mountain Regional	12,857	12,951	11,911	12,007	11,267	10,949	10,087	11,432	-11.08%	(1,425)
Roddenbery Memorial	2,715	2,716	2,063	2,062	2,044	2,104	2,104	1,848	-31.93%	(867)
Sara Hightower Regional	10,323	9,886	9,766	9,678	9,151	9,171	9,258	9,133	-11.53%	(1,190)
Satilla Regional	12,961	9,695	8,741	7,605	7,548	7,452	7,667	7,081	-45.37%	(5,880)
Screven-Jenkins Regional	5,198	5,131	5,348	4,847	4,913	4,228	4,212	4,212	-18.97%	(986)
Sequoyah Regional	24,681	24,744	21,793	19,300	19,517	19,065	19,202	21,756	-11.85%	(2,925)
South Georgia Regional	10,188	7,080	13,551	13,503	11,407	11,965	11,900	11,969	17.48%	1,781
Southwest Georgia Regional	6,421	6,709	6,620	6,678	6,818	7,036	7,168	7,396	15.18%	975
Statesboro Regional	14,157	13,370	13,391	13,518	13,246	13,748	13,594	13,334	-5.81%	(823)
Thomas County	7,500	7,506	6,362	6,133	7,472	7,182	6,919	9,261	23.48%	1,761
Three Rivers Regional	21,003	19,730	17,436	19,504	19,293	15,526	15,838	16,575	-21.08%	(4,428)
Troup-Harris Regional	7,633	7,612	6,980	6,524	7,318	7,308	7,230	7,266	-4.81%	(367)
Twin Lakes	4,838	5,196	4,291	3,532	3,149	3,149	3,149	3,860	-20.21%	(978)
Uncle Remus Regional	20,274	19,672	18,075	17,628	20,910	22,976	25,762	26,742	31.90%	6,468
West Georgia Regional	34,898	37,060	35,840	37,309	36,991	38,890	39,183	41,098	17.77%	6,200
Worth County	2,436	2,122	2,136	2,244	2,222	2,489	2,509	2,508	2.96%	72
Statewide	910,051	882,815	859,042	835,144	820,261	797,911	815,570	843,301	-7.33%	(66,750)

Sources: Annual Reports of Georgia's public library systems for Fiscal Years 2009 – 2016



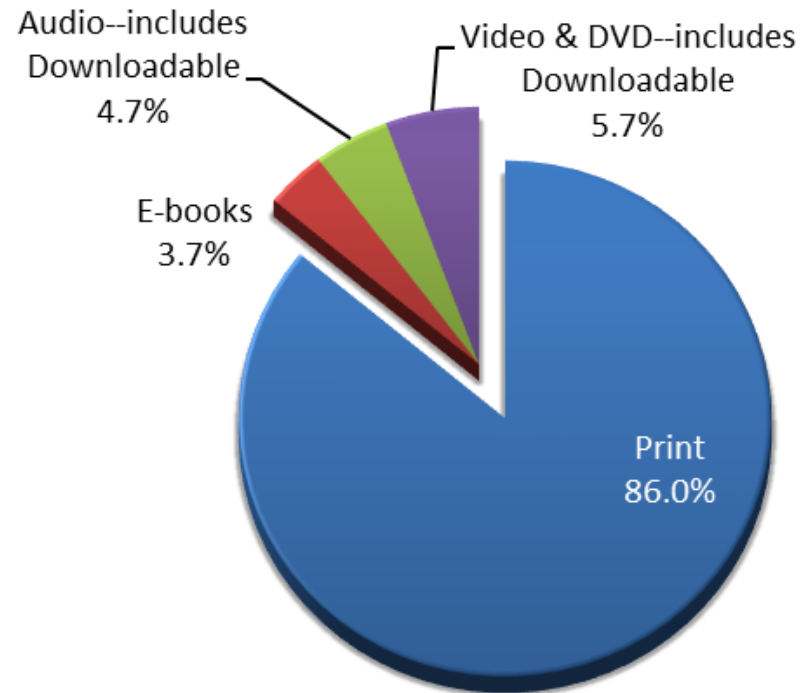
Collections Owned by Georgia Public Libraries

- At the end of FY2016, there were 19,582,069 (1.89 per capita) print, electronic, audio, and video items in the collections of Georgia public libraries.
- 56% of Georgia public library systems were above the state average of 1.89 items per capita.
- As the population of Georgia has grown, the state's ranking in print materials per capita has remained near the bottom; Georgia ranked 46th in the nation in this category in FY2014, which is an improvement over the 49th place ranking in FY2012.
- Of note for FY2016, with over 700,000 e-books available to the public, Georgia libraries offered over 75% more e-books than in FY2015.

Per Capita Expenditures for Books and Other Library Materials

- Georgia public libraries spent an average of \$1.65 per capita for materials in FY2016.
- The per capita expenditure for materials in Georgia public libraries has historically been below the national average, which in FY2014 was \$4.03 per capita; Georgia ranked 49th that year with an expenditure per capita of \$1.50. In FY2016, all Georgia public libraries are below this national average.
- The majority of Georgia public library systems (over 75%) fell below the state average of \$1.65 per capita for FY2016.

Library Materials by Category FY 2016



Sources: Annual Reports of Georgia's public library systems for Fiscal Year 2016

Library Materials Per Capita in Georgia Public Libraries - FY 2016							
Library System	Materials 2016				Total	Population	Per Capita
	Print	E-books	Audio (includes downloadable)	Video & DVD (includes downloadable)			
Athens Regional	380,169	10,925	17,610	29,807	438,511	226,216	1.94
Atlanta-Fulton	2,619,417	232,772	99,908	148,120	3,100,217	1,035,754	2.99
Augusta-Richmond	314,562	10,500	8,428	28,544	362,034	204,435	1.77
Bartow County	139,560	22,657	14,536	12,107	188,860	104,521	1.81
Bartram Trail Regional	113,044	298	3,137	3,440	119,919	33,417	3.59
Brooks County	72,132	0	1,800	5,100	79,032	15,439	5.12
Catoosa County	111,114	10363	8,543	7,901	137,921	67,127	2.05
Chattahoochee Valley	348,573	7,179	20,207	45,667	421,626	235,168	1.79
Chattooga County	44,136	10291	5,388	4,016	63,831	25,187	2.53
Cherokee Regional	138,997	10,291	7,323	9,567	166,178	85,555	1.94
Chestatee Regional	98,243	10,765	15,110	9,334	133,452	56,075	2.38
Clayton County	545,800	2,344	7,506	6,046	561,696	272,364	2.06
Coastal Plain Regional	227,541	10,291	7,582	25,261	270,675	94,976	2.85
Cobb County	962,432	17,070	51,846	67,298	1,098,646	745,143	1.47
Conyers-Rockdale	97,319	2,255	2,876	5,019	107,469	90,489	1.19
Coweta County	172,430	1353	5,101	9,750	188,634	141,369	1.33
DeKalb County	813,634	7,508	26,856	41,354	889,352	732,586	1.21
De Soto Trail Regional	121,132	0	3,082	7,240	131,454	36,749	3.58
Dougherty County	322,941	10,357	20,068	39,179	392,545	93,228	4.21
Elbert County	46,597	10,291	5,756	2,512	65,156	19,505	3.34
Fitzgerald-Ben Hill County	56,392	10291	4,860	2,906	74,449	17,780	4.19
Flint River Regional	439,541	11,087	21,704	16,757	489,089	264,506	1.85
Forsyth County	308,600	6,180	18,486	20,687	353,953	215,831	1.64
Greater Clarks Hill Regional	244,647	5,159	12,461	29,011	291,278	181,970	1.60
Gwinnett County	656,156	29,620	62,035	35,908	783,719	912,741	0.86
Hall County	337,265	3106	11,425	17,446	369,242	197,356	1.87
Hart County	34,634	0	755	1,318	36,707	25,718	1.43
Henry County	253,276	10,376	17,427	5,387	286,466	223,916	1.28
Houston County	201,859	10,290	7,750	6,786	226,685	154,491	1.47
Jefferson County	61,352	0	1,827	3,364	66,543	16,268	4.09
Kinchafoonee Regional	104,796	88	6,496	11,602	122,982	30,339	4.05
Lake Blackshear Regional	234,341	10,394	9,335	8,826	262,896	73,898	3.56
Lee County	76,881	10,448	10,751	13,521	111,601	30,634	3.64
Live Oak	448,623	7,125	52,495	82,941	591,184	413,636	1.43
Marshes of Glynn	84,064	400	4,457	5,833	94,754	84,279	1.12
Middle Georgia Regional	567,780	957	14,014	11,789	594,540	229,412	2.59
Moultrie-Colquitt County	115,853	10,291	5,816	708	132,668	47,715	2.78
Mountain Regional	147,270	10602	10,915	7,678	176,465	57,074	3.09
Newton County	142,800	10339	16,280	8,434	177,853	108,481	1.64
Northeast Georgia Regional	191,808	11191	4,757	16,723	224,479	115,322	1.95
Northwest Georgia Regional	193,602	647	76,417	13,977	284,643	202,387	1.41
Ocmulgee Regional	114,234	10291	5,985	1,768	132,278	79,032	1.67
Oconee Regional	172,301	10,312	6,544	4,519	193,676	89,137	2.17
Ochoppee Regional	180,388	10,291	6,652	5,632	202,963	78,353	2.59
Okfeenokee Regional	105,193	10865	7,245	8,001	131,304	92,861	1.41
Peach County	79,649	10,291	5,472	2,957	98,369	27,313	3.60
Piedmont Regional	225,214	6,344	9,319	19,204	260,081	161,465	1.61
Pine Mountain Regional	112,456	0	1,085	18,485	132,026	62,463	2.11
Roddenbery Memorial	62,776	10291	5,317	1,987	80,371	25,902	3.10
Sara Hightower Regional	411,896	12,261	14,229	36,806	475,192	139,127	3.42
Satilla Regional	91,111	0	805	1,819	93,735	52,615	1.78
Scriven-Jenkins Regional	86,154	10291	5,670	4,404	106,519	23,584	4.52
Sequoyah Regional	304,787	2,882	12,887	7,485	328,041	301,395	1.09
South Georgia Regional	229,208	10,291	8,301	15,545	263,345	132,547	1.99
Southwest Georgia Regional	176,347	10,426	8,154	9,444	204,371	42,549	4.80
Statesboro Regional	206,238	10,291	9,018	9,253	234,800	155,895	1.51
Thomas County	114,562	10,291	7,092	6,234	138,179	45,842	3.01
Three Rivers Regional	241,662	388	12,705	20,248	275,003	147,773	1.86
Troup-Harris Regional	161,996	10,679	21,424	11,996	206,095	105,172	1.96
Twin Lakes	76,260	10291	4,833	6,363	97,747	46,666	2.09
Uncle Remus Regional	303,824	860	14,209	18,726	337,619	169,509	1.99
West Georgia Regional	756,998	4,389	36,506	70,015	867,908	459,617	1.89
Worth County	33,150	10,291	4,731	4,871	53,043	21,208	2.50
Statewide	16,837,717	718,417	911,309	1,114,626	19,582,069	10,379,084	1.89
Statewide (Print Books Only) FY 2016		1.62			National (Print Books Only) FY 2014		2.43
Statewide (Print Books Only) FY 2014		1.60			Georgia State Ranking FY 2014		46

Sources: Annual Reports of Georgia's public library systems for Fiscal Year 2016 and the Institute of Museum and Library Services (IMLS) Public Library Survey for Fiscal Year 2014

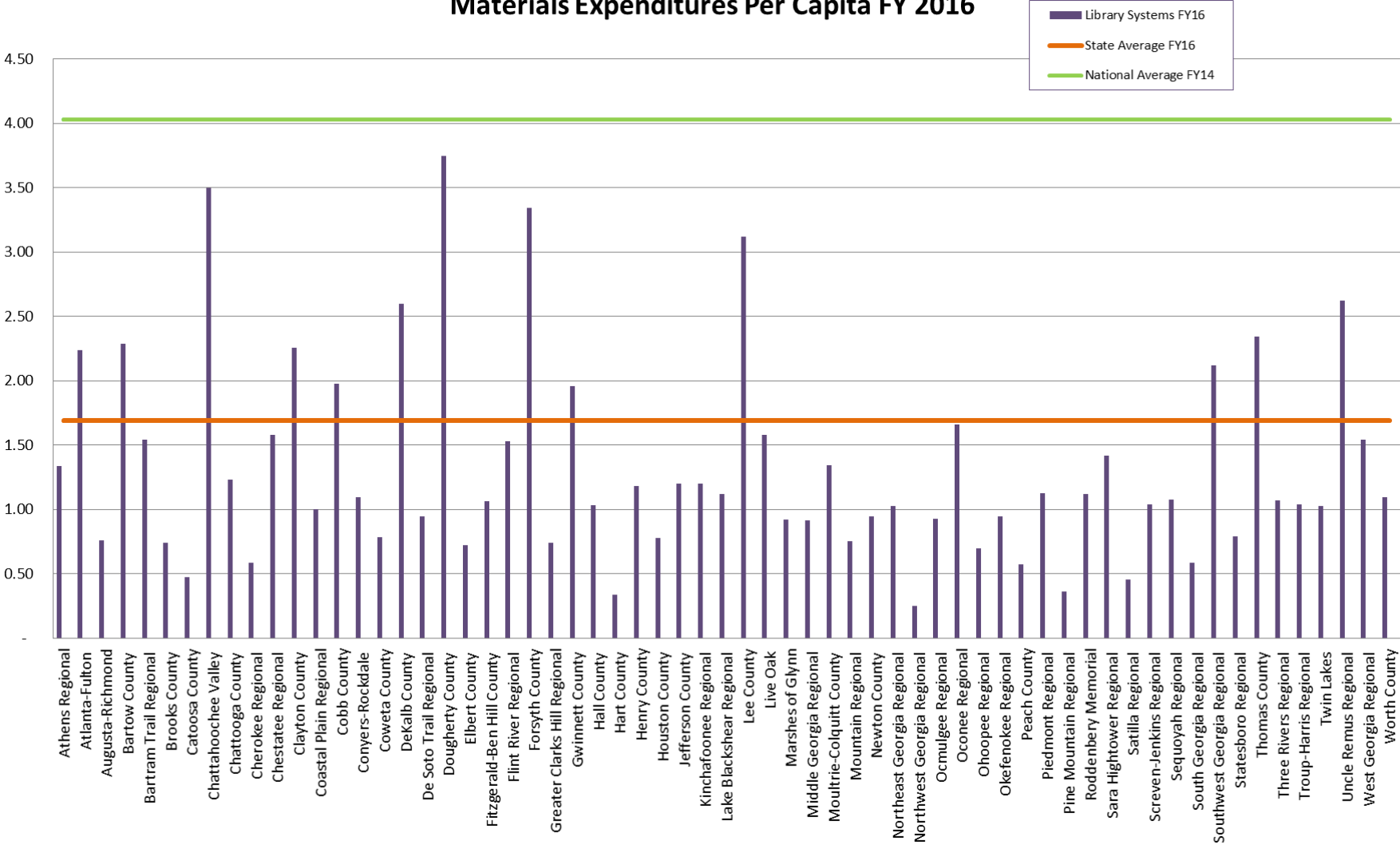
Print Books Owned by Georgia Public Libraries - FY 2014 - 2016									
Library System	2014			2015			2016		
	Books	Population	Per Capita	Books	Population	Per Capita	Books	Population	Per Capita
Athens Regional	363,477	225,833	1.61	371,780	224,115	1.66	380,169	226,216	1.68
Atlanta-Fulton	2,424,453	995,984	2.43	2,372,648	1,018,601	2.33	2,619,417	1,036,754	2.53
Augusta-Richmond				313,846	203,625	1.54	314,562	204,435	1.54
Bartow County	129,385	108,201	1.20	131,566	103,438	1.27	139,560	104,521	1.34
Bartram Trail Regional	110,994	34,725	3.20	112,664	33,371	3.38	113,044	33,417	3.38
Brooks County	63,332	16,570	3.82	73,157	15,464	4.73	72,132	15,439	4.67
Catoosa County	134,019	67,318	1.99	114,571	66,522	1.72	111,114	67,127	1.66
Chattahoochee Valley	368,740	225,186	1.64	342,030	233,503	1.46	348,573	235,168	1.48
Chattooga County	44,233	26,579	1.66	44,097	25,171	1.75	44,136	25,187	1.75
Cherokee Regional	157,019	87,589	1.79	135,833	85,272	1.59	138,997	85,555	1.62
Chestate Regional	102,296	57,167	1.79	99,730	55,252	1.81	98,243	56,075	1.75
Clayton County	510,069	272,197	1.87	482,847	269,649	1.79	545,800	272,364	2.00
Coastal Plain Regional	235,106	98,774	2.38	265,043	94,637	2.80	227,541	94,976	2.40
Cobb County	902,532	732,504	1.23	914,272	735,825	1.24	962,432	745,143	1.29
Conyers-Rockdale	106,212	91,500	1.16	121,338	89,299	1.36	97,319	90,489	1.08
Coweta County	181,773	140,969	1.29	175,403	138,639	1.27	172,430	141,369	1.22
DeKalb County	812,792	721,520	1.13	805,709	726,171	1.11	813,634	732,586	1.11
De Soto Trail Regional	121,933	38,051	3.20	113,418	36,809	3.08	121,132	36,749	3.30
Dougherty County	279,104	97,331	2.87	286,051	93,142	3.07	322,941	93,228	3.46
East Central Georgia Regional	348,983	234,310	1.49						
Elbert County				50,295	19,537	2.57	46,597	19,505	2.39
Fitzgerald-Ben Hill County	55,280	18,092	3.06	56,629	17,691	3.20	56,392	17,780	3.17
Flint River Regional	447,844	269,759	1.66	480,645	262,435	1.83	439,541	264,506	1.66
Forsyth County	313,491	204,585	1.53	313,022	209,023	1.50	308,600	215,831	1.43
Greater Clarks Hill Regional	224,217	147,943	1.52	271,355	178,529	1.52	244,647	181,970	1.34
Gwinnett County	756,530	891,721	0.85	686,752	894,928	0.77	656,156	912,741	0.72
Hall County	254,716	196,993	1.29	254,585	194,153	1.31	337,265	197,356	1.71
Hart County	34,065	25,723	1.32	34,027	25,628	1.33	34,634	25,718	1.35
Henry County	247,853	230,973	1.07	235,510	219,654	1.07	253,276	223,916	1.13
Houston County	177,923	151,582	1.17	178,847	152,213	1.17	201,859	154,491	1.31
Jefferson County	42,937	17,256	2.49	43,837	16,286	2.69	61,352	16,268	3.77
Kinchafoonee Regional	100,129	32,515	3.08	102,679	30,517	3.36	104,796	30,339	3.45
Lake Blackshear Regional	196,282	78,425	2.50	190,553	73,963	2.58	234,341	73,898	3.17
Lee County	63,522	30,127	2.11	66,486	30,113	2.21	76,881	30,634	2.51
Live Oak	418,732	406,815	1.03	472,489	408,098	1.16	448,623	413,636	1.08
Marshes of Glynn	95,205	83,648	1.14	87,587	83,355	1.05	84,064	84,279	1.00
Middle Georgia Regional	543,328	236,235	2.30	563,978	228,846	2.46	567,780	229,412	2.47
Moultrie-Colquitt County	123,924	47,638	2.60	120,323	47,235	2.55	115,853	47,715	2.43
Mountain Regional	143,749	57,920	2.48	148,289	56,748	2.61	147,270	57,074	2.58
Newton County	126,769	110,140	1.15	117,999	106,470	1.11	142,800	108,481	1.32
Northeast Georgia Regional	184,242	117,598	1.57	186,759	114,553	1.63	191,808	115,322	1.66
Northwest Georgia Regional	268,096	207,400	1.29	217,441	200,915	1.08	193,602	202,387	0.96
Ocmulgee Regional	121,465	83,071	1.46	126,424	79,019	1.60	114,234	79,032	1.45
Oconee Regional	177,966	92,264	1.93	166,870	88,844	1.88	172,301	89,137	1.93
Ophopee Regional	164,831	80,456	2.05	158,631	77,844	2.04	180,388	78,353	2.30
Okfenokee Regional	125,192	94,635	1.32	113,926	92,273	1.23	105,193	92,861	1.13
Peach County	75,624	29,740	2.54	76,958	27,214	2.83	79,649	27,313	2.92
Piedmont Regional	224,165	162,220	1.38	219,173	157,947	1.39	225,214	161,465	1.39
Pine Mountain Regional	120,859	65,369	1.85	119,457	62,548	1.91	112,456	62,463	1.80
Roddenberry Memorial	63,139	25,865	2.44	66,287	25,694	2.58	62,776	25,902	2.42
Sara Hightower Regional	492,369	141,598	3.48	454,064	138,420	3.28	411,896	139,127	2.96
Satilla Regional	89,732	53,298	1.68	92,368	52,247	1.77	91,111	52,615	1.73
Screven-Jenkins Regional	80,115	23,186	3.46	83,880	23,559	3.56	86,154	23,584	3.65
Sequoyah Regional	310,555	295,779	1.05	312,600	295,353	1.06	304,787	301,395	1.01
South Georgia Regional	263,130	134,337	1.96	331,923	130,825	2.54	229,208	132,547	1.73
Southwest Georgia Regional	171,593	43,433	3.95	173,671	42,444	4.09	176,347	42,549	4.14
Statesboro Regional	206,552	155,811	1.33	208,377	153,599	1.36	206,238	155,895	1.32
Thomas County	113,796	45,590	2.50	116,630	45,517	2.56	114,562	45,842	2.50
Three Rivers Regional	240,058	151,031	1.59	246,739	146,426	1.69	241,662	147,773	1.64
Troup-Harris Regional	165,645	104,875	1.58	145,108	104,020	1.40	161,996	105,172	1.54
Twin Lakes	73,013	47,336	1.54	73,934	46,457	1.59	76,260	46,666	1.63
Uncle Remus Regional	299,435	171,890	1.74	304,259	167,575	1.82	303,824	169,509	1.79
West Georgia Regional	728,243	465,338	1.56	739,059	451,656	1.64	756,998	459,617	1.65
Worth County	33,053	22,142	1.49	33,232	21,236	1.56	33,150	21,208	1.56
Statewide	16,555,816	10,324,660	1.60	16,519,660	10,250,112	1.61	16,837,717	10,379,084	1.62
Statewide (Print Books Only) FY 2014			1.60						2.43
									46
									National (Print Books Only) FY 2014
									Georgia State Ranking FY 2014

E-books Available at Georgia Public Libraries - FY 2014 - 2016									
Library System	2014			2015			2016		
	E-books	Population	Per Capita	E-books	Population	Per Capita	E-books	Population	Per Capita
Athens Regional	70,213	225,833	0.31	8,906	224,115	0.04	10,925	226,216	0.05
Atlanta-Fulton	7,892	995,984	0.01	40,079	1,018,601	0.04	232,772	1,035,754	0.22
Augusta-Richmond				8,484	203,625		10,500	204,435	0.05
Bartow County	6,709	108,201	0.06	12,366	103,438	0.12	22,657	104,521	0.22
Bartram Trail Regional	24588	34,725	0.71	8484	33,371	0.25	298	33,417	0.01
Brooks County	0	16,570	-	0	15,464	-	0	15,439	-
Catoosa County	206	67,318	0.00	8484	66,522	0.13	10363	67,127	0.15
Chattahoochee Valley	4,530	225,186	0.02	3,710	233,503	0.02	7,179	235,168	0.03
Chattooga County	224	26,579	0.01	8454	25,171	0.34	10291	25,187	0.41
Cherokee Regional	23,496	87,589	0.27	8,493	85,272	0.10	10,291	85,555	0.12
Chestatee Regional	12,438	57,167	0.22	8,619	55,252	0.16	10,765	56,075	0.19
Clayton County	1,457	272,197	0.01	1,872	269,649	0.01	2,344	272,364	0.01
Coastal Plain Regional	39,008	98,774	0.39	8,462	94,637	0.09	10,291	94,976	0.11
Cobb County	791	732,504	0.00	14,978	735,825	0.02	17,070	745,143	0.02
Conyers-Rockdale	1,789	91,500	0.02	1,904	89,299	0.02	2,255	90,489	0.02
Coweta County	990	140,969	0.01	1141	138,639	0.01	1353	141,369	0.01
DeKalb County	3,756	721,520	0.01	4,801	726,171	0.01	7,508	732,586	0.01
De Soto Trail Regional	6,653	38,051	0.17	6,653	36,809	0.18	0	36,749	-
Dougherty County	6,614	97,331	0.07	8,808	93,142	0.09	10,357	93,228	0.11
East Central Georgia Regional	0	234,310	-						
Elbert County	6,183	20,247	0.31	7,354	19,537	0.38	10,291	19,505	0.53
Fitzgerald-Ben Hill County	0	18,092	-	0	17,691	-	10291	17,780	0.58
Flint River Regional	49,904	269,759	0.18	6,321	262,435	0.02	11,087	264,506	0.04
Forsyth County	6,121	204,585	0.03	7,550	209,023	0.04	6,180	215,831	0.03
Greater Clarks Hill Regional	3,677	147,943		5,299	178,529		5,159	181,970	0.03
Gwinnett County	18,255	891,721	0.02	20,272	894,928	0.02	29,620	912,741	0.03
Hall County	235	196,993	0.00	528	194,153	0.00	3106	197,356	0.02
Hart County	0	25,723	-	0	25,628	-	0	25,718	-
Henry County	0	230,973	-	8,484	219,654	0.04	10,376	223,916	0.05
Houston County	3850	151,582	0.03	8,484	152,213	0.06	10,290	154,491	0.07
Jefferson County	0	17,256	-	0	16,286	-	0	16,268	-
Kincaid Regional	35	32,515	0.00	65	30,517	0.00	88	30,339	0.00
Lake Blackshear Regional	43,561	78,425	0.56	8,526	73,963	0.12	10,394	73,898	0.14
Lee County	27,112	30,127	0.90	8,646	30,113	0.29	10,448	30,634	0.34
Live Oak	7,128	406,815	0.02	7,125	406,098	0.02	7,125	413,636	0.02
Marshes of Glynn	284	83,648		368	83,355		400	84,279	0.00
Middle Georgia Regional	1370	236,235	0.01	1,210	228,846	0.01	957	229,412	0.00
Moultrie-Colquitt County	5811	47,638	0.12	8,462	47,235	0.18	10,291	47,715	0.22
Mountain Regional	5,862	57,920	0.10	8484	56,748	0.15	10602	57,074	0.19
Newton County	30	110,140	0.00	8484	106,470	0.08	10339	108,481	0.10
Northeast Georgia Regional	333	117,598	0.00	581	114,553	0.01	11191	115,322	0.10
Northwest Georgia Regional	330	207,400	0.00	602	200,915	0.00	647	202,387	0.00
Ocmulgee Regional	0	83,071	-	0	79,019	-	10291	79,032	0.13
Oconee Regional	6,223	92,264	0.07	8,064	88,844	0.09	10,312	89,137	0.12
Ohoospe Regional	6,223	80,456	0.08	7,582	77,844	0.10	10,291	78,353	0.13
Okfeenokee Regional	0	94,635	-	0	92,273	-	10865	92,861	0.12
Peach County	6,223	29,740	0.21	7,555	27,214	0.28	10,291	27,313	0.38
Piedmont Regional	1,960	162,220	0.01	4,422	157,947	0.03	6,344	161,465	0.04
Pine Mountain Regional	0	65,369	-	0	62,548	-	0	62,463	-
Roddenberry Memorial	28	25,865	0.00	8484	25,694	0.33	10291	25,902	0.40
Sara Hightower Regional	3,711	141,598	0.03	9,600	138,420	0.07	12,261	139,127	0.09
Satilla Regional	0	53,298	-	0	52,247	-	0	52,615	-
Screven-Jenkins Regional	0	23,186	-	8484	23,559	0.36	10291	23,584	0.44
Sequoyah Regional	1,908	295,779	0.01	2,890	295,353	0.01	2,882	301,395	0.01
South Georgia Regional	8056	134,337	0.06	8,066	130,825	0.06	10,291	132,547	0.08
Southwest Georgia Regional	6,183	43,433	0.14	8,586	42,444	0.20	10,426	42,549	0.25
Statesboro Regional	33,000	155,811	0.21	8,462	153,599	0.06	10,291	155,895	0.07
Thomas County	37,338	45,590	0.82	8,462	45,517	0.19	10,291	45,842	0.22
Three Rivers Regional	85	151,031	0.00	308	146,426	0.00	388	147,773	0.00
Troup-Harris Regional	0	104,875	-	8,546	104,020	0.08	10,679	105,172	0.10
Twin Lakes	0	47,336	-	8484	46,457	0.18	10291	46,666	0.22
Uncle Remus Regional	0	171,890	-	509	167,575	0.00	860	169,509	0.01
West Georgia Regional	3,502	465,338	0.01	5,025	451,656	0.01	4,389	459,617	0.01
Worth County	6,111	22,142	0.28	8,484	21,236	0.40	10,291	21,208	0.49
Statewide	511,966	10,344,907	0.05	403,556	10,250,112	0.04	718,417	10,379,084	0.07

Different methods of counting e-books have created an uncertain statistic, but this should improve as vendors create uniform policies in the future.

Sources: Annual Reports of Georgia's public library systems for Fiscal Years 2014 – 2016

Materials Expenditures Per Capita FY 2016

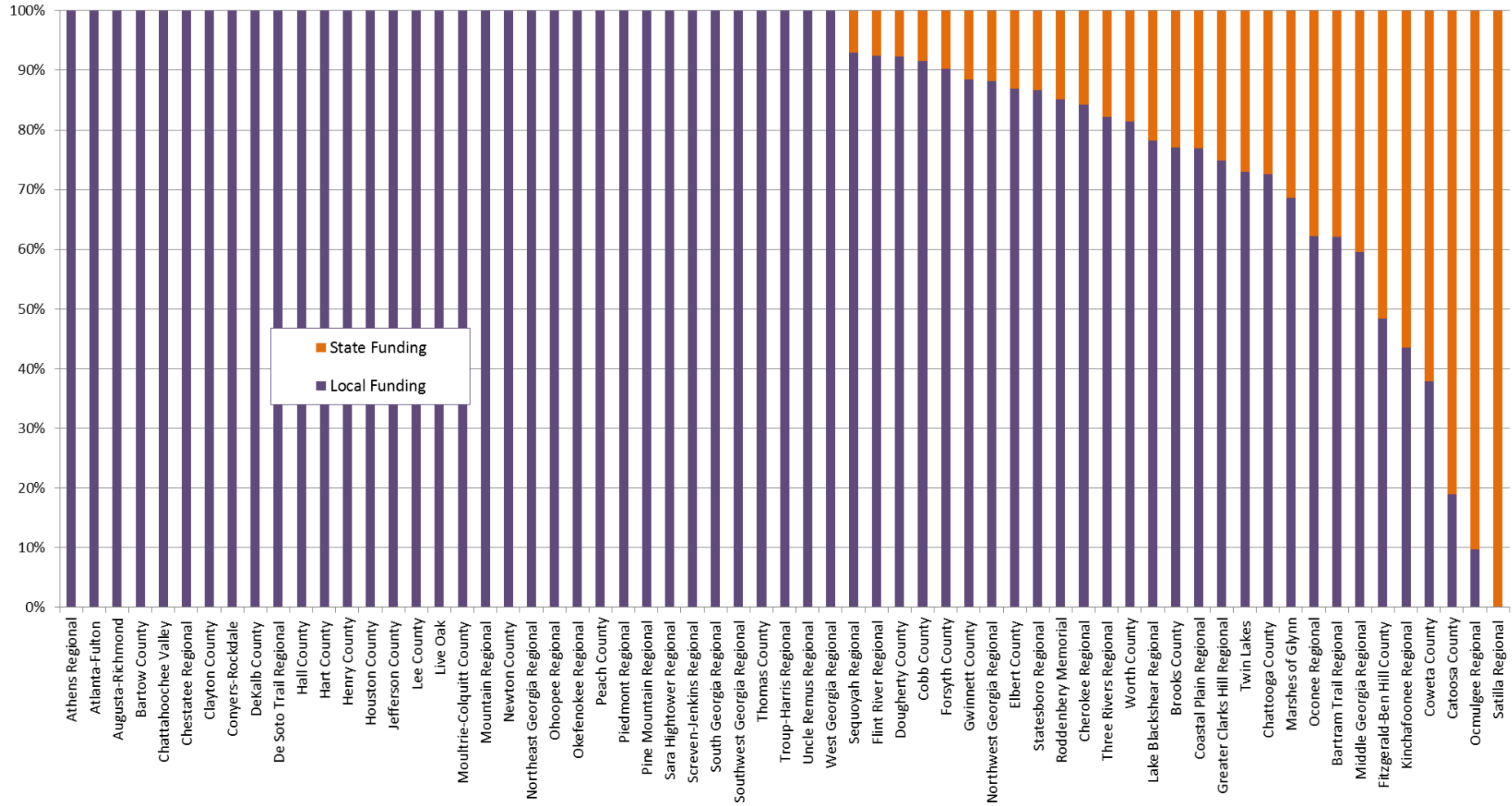


Sources: Annual Reports of Georgia's public library systems for Fiscal Year 2016 and the Institute of Museum and Library Services (IMLS) Public Library Survey for Fiscal Year 2014

Total Collection Expenditures Per Capita in Georgia Public Libraries - FY 2014-2016									
Library System	2014			2015			2016		
	Material Exp	Population	Per Capita	Material Exp	Population	Per Capita	Material Exp	Population	Per Capita
Athens Regional	\$ 692,041	225,833	\$ 3.06	\$580,045.02	224,115	\$ 2.59	\$302,593.96	226,216	\$ 1.34
Atlanta-Fulton	1,440,747	995,984	1.45	1,830,612	1,018,601	1.80	2,314,334	1,035,754	2.23
Augusta-Richmond				332,850	203,625	1.63	155,221	204,435	0.76
Bartow County	210,400	108,201	1.94	258,549	103,438	2.50	239,146	104,521	2.29
Bartram Trail Regional	60,848	34,725	1.75	66,982	33,371	2.01	51,548	33,417	1.54
Brooks County	30,363	16,570	1.83	43,204	15,464	2.79	11,420	15,439	0.74
Catoosa County	21,319	67,318	0.32	73,006	66,522	1.10	31,722	67,127	0.47
Chattahoochee Valley	711,174	225,186	3.16	595,526	233,503	2.55	822,810	235,168	3.50
Chattooga County	39,300	26,579	1.48	52,237	25,171	2.08	30,987	25,187	1.23
Cherokee Regional	40,224	87,589	0.46	71,841	85,272	0.84	49,867	85,555	0.58
Chestatee Regional	141,177	57,167	2.47	113,026	55,252	2.05	88,629	56,075	1.58
Clayton County	481,578	272,197	1.77	579,892	269,649	2.15	614,755	272,364	2.26
Coastal Plain Regional	85,362	98,774	0.86	98,646	94,637	1.04	95,224	94,976	1.00
Cobb County	1,800,892	732,504	2.46	1,734,929	735,825	2.36	1,470,803	745,143	1.97
Conyers-Rockdale	115,800	91,500	1.27	96,558	89,299	1.08	99,232	90,489	1.10
Coweta County	84,339	140,969	0.60	96,378	138,639	0.70	110,885	141,369	0.78
DeKalb County	930,804	721,520	1.29	1,489,057	726,171	2.05	1,903,512	732,586	2.60
De Soto Trail Regional	44,042	38,051	1.16	33,649	36,809	0.91	34,639	36,749	0.94
Dougherty County	347,865	97,331	3.57	330,222	93,142	3.55	349,091	93,228	3.74
East Central Georgia Regional	148,520	234,310	0.63						
Elbert County	14,735	20,247	0.73	24,078	19,537	1.23	14,015	19,505	0.72
Fitzgerald-Ben Hill County	14,660	18,092	0.81	25,144	17,691	1.42	18,856	17,780	1.06
Flint River Regional	403,512	269,759	1.50	460,015	262,435	1.75	403,790	264,506	1.53
Forsyth County	582,113	204,585	2.85	666,233	209,023	3.19	721,355	215,831	3.34
Greater Clarks Hill Regional	302,633	147,943	2.05	184,996	178,529	1.04	134,417	181,970	0.74
Gwinnett County	1,976,299	891,721	2.22	2,038,200	894,928	2.28	1,788,085	912,741	1.96
Hall County	133,667	196,993	0.68	170,773	194,153	0.88	203,840	197,356	1.03
Hart County	11,372	25,723	0.44	25,345	25,628	0.99	8,677	25,718	0.34
Henry County	173,491	230,973	0.75	168,179	219,654	0.77	263,972	223,916	1.18
Houston County	124,315	151,582	0.82	147,872	152,213	0.97	120,142	154,491	0.78
Jefferson County	18,649	17,256	1.08	28,760	16,286	1.77	19,510	16,268	1.20
Kinchafoonee Regional	34,556	32,515	1.06	64,718	30,517	2.12	36,323	30,339	1.20
Lake Blackshear Regional	57,131	78,425	0.73	92,453	73,963	1.25	82,463	73,898	1.12
Lee County	136,342	30,127	4.53	123,454	30,113	4.10	95,630	30,634	3.12
Live Oak	638,137	406,815	1.57	694,144	408,098	1.70	652,518	413,636	1.58
Marshes of Glynn	72,807	83,648	0.87	101,989	83,355	1.22	77,374	84,279	0.92
Middle Georgia Regional	223,606	236,235	0.95	259,620	228,846	1.13	209,815	229,412	0.91
Moultrie-Colquitt County	55,875	47,638	1.17	83,134	47,235	1.76	63,915	47,715	1.34
Mountain Regional	38,979	57,920	0.67	64,160	56,748	1.13	43,010	57,074	0.75
Newton County	79,514	110,140	0.72	120,715	106,470	1.13	102,346	108,481	0.94
Northeast Georgia Regional	121,336	117,598	1.03	119,328	114,553	1.04	117,976	115,322	1.02
Northwest Georgia Regional	117,130	207,400	0.56	113,795	200,915	0.57	50,906	202,387	0.25
Ocmulgee Regional	20,102	83,071	0.24	44,206	79,019	0.56	73,102	79,032	0.92
Oconee Regional	166,433	92,264	1.80	160,985	88,844	1.81	147,820	89,137	1.66
Ochopee Regional	29,136	80,456	0.36	51,729	77,844	0.66	54,733	78,353	0.70
Okfeenokee Regional	48,956	94,635	0.52	70,199	92,273	0.76	87,614	92,861	0.94
Peach County	12,407	29,740	0.42	27,161	27,214	1.00	15,708	27,313	0.58
Piedmont Regional	184,472	162,220	1.14	196,304	157,947	1.24	181,597	161,465	1.12
Pine Mountain Regional	26,404	65,369	0.40	57,475	62,548	0.92	22,599	62,463	0.36
Roddenbery Memorial	33,020	25,865	1.28	28,613	25,694	1.11	28,925	25,902	1.12
Sara Hightower Regional	271,921	141,598	1.92	376,560	138,420	2.72	196,899	139,127	1.42
Satilla Regional	25,545	53,298	0.48	55,881	52,247	1.07	23,813	52,615	0.45
Screven-Jenkins Regional	15,550	23,186	0.67	32,289	23,559	1.37	24,421	23,584	1.04
Sequoyah Regional	282,433	295,779	0.95	308,148	295,353	1.04	324,544	301,395	1.08
South Georgia Regional	70,790	134,337	0.53	112,933	130,825	0.86	77,782	132,547	0.59
Southwest Georgia Regional	74,775	43,433	1.72	105,045	42,444	2.47	90,149	42,549	2.12
Statesboro Regional	87,426	155,811	0.56	107,889	153,599	0.70	122,779	155,895	0.79
Thomas County	102,206	45,590	2.24	94,218	45,517	2.07	107,403	45,842	2.34
Three Rivers Regional	143,986	151,031	0.95	180,143	146,426	1.23	157,701	147,773	1.07
Troup-Harris Regional	90,989	104,875	0.87	101,636	104,020	0.98	109,430	105,172	1.04
Twin Lakes	22,126	47,336	0.47	33,079	46,457	0.71	47,917	46,666	1.03
Uncle Remus Regional	355,813	171,890	2.07	179,492	167,575	1.07	444,134	169,509	2.62
West Georgia Regional	726,933	465,338	1.56	728,301	451,656	1.61	709,492	459,617	1.54
Worth County	11,669	22,142	0.53	23,044	21,236	1.09	23,258	21,208	1.10
Statewide	\$ 15,560,745	10,344,907	\$ 1.50	\$ 17,329,645	10,250,112	\$ 1.69	\$ 17,077,173	10,379,084	\$ 1.65

Sources: Annual Reports of Georgia's public library systems for Fiscal Years 2014 – 2016

Ratio of Local to State Funds Used to Purchase Library Materials in FY 2016



Sources: Annual Reports of Georgia's public library systems for Fiscal Year 2016

Ratio of Local to State Funds Used to Purchase Library Materials in FY 2016						
Library System	Local Funds for Library Materials	% Local Exp of Materials	State Funds for Library Materials	% State Exp of Materials	Local + State Funds for Library Materials	% Sum
Athens Regional	\$293,077.03	100.0%	\$0.00	0.0%	\$293,077.03	100.0%
Atlanta-Fulton	2,314,334.00	100.0%	0.00	0.0%	2,314,334.00	100.0%
Augusta-Richmond	155,220.84	100.0%	0.00	0.0%	155,220.84	100.0%
Bartow County	236,470.79	100.0%	0.00	0.0%	236,470.79	100.0%
Bartram Trail Regional	31,998.02	62.1%	19549.70	37.9%	51,547.72	100.0%
Brooks County	8,794.44	77.0%	2625.20	23.0%	11,419.64	100.0%
Catoosa County	6,005.31	18.9%	25716.71	81.1%	31,722.02	100.0%
Chattahoochee Valley	822,810.24	100.0%	0.00	0.0%	822,810.24	100.0%
Chattooga County	17,523.10	72.5%	6637.73	27.5%	24,160.83	100.0%
Cherokee Regional	39,050.90	84.2%	7316.40	15.8%	46,367.30	100.0%
Chestatee Regional	88,629.28	100.0%	0.00	0.0%	88,629.28	100.0%
Clayton County	593,603.00	100.0%	0.00	0.0%	593,603.00	100.0%
Coastal Plain Regional	67,413.74	76.9%	20247.55	23.1%	87,661.29	100.0%
Cobb County	1,347,012.83	91.6%	123790.51	8.4%	1,470,803.34	100.0%
Conyers-Rockdale	99,232.03	100.0%	0.00	0.0%	99,232.03	100.0%
Coweta County	42,000.00	37.9%	68884.56	62.1%	110,884.56	100.0%
DeKalb County	1,903,511.66	100.0%	0.00	0.0%	1,903,511.66	100.0%
De Soto Trail Regional	25,655.28	100.0%	0.00	0.0%	25,655.28	100.0%
Dougherty County	322,312.02	92.3%	26778.81	7.7%	349,090.83	100.0%
Elbert County	12,181.69	86.9%	1833.37	13.1%	14,015.06	100.0%
Fitzgerald-Ben Hill County	5,862.92	48.4%	6243.52	51.6%	12,106.44	100.0%
Flint River Regional	373,192.40	92.4%	30597.50	7.6%	403,789.90	100.0%
Forsyth County	651,282.51	90.3%	70072.13	9.7%	721,354.64	100.0%
Greater Clarks Hill Regional	100,650.00	74.9%	33767.46	25.1%	134,417.46	100.0%
Gwinnett County	1,579,704.03	88.4%	206366.49	11.6%	1,786,070.52	100.0%
Hall County	201,847.00	100.0%	0.00	0.0%	201,847.00	100.0%
Hart County	8,676.90	100.0%	0.00	0.0%	8,676.90	100.0%
Henry County	257,138.79	100.0%	0.00	0.0%	257,138.79	100.0%
Houston County	116,601.77	100.0%	0.00	0.0%	116,601.77	100.0%
Jefferson County	19,510.33	100.0%	0.00	0.0%	19,510.33	100.0%
Kinchafoonee Regional	15,827.00	43.6%	20496.00	56.4%	36,323.00	100.0%
Lake Blackshear Regional	56,926.73	78.2%	15853.73	21.8%	72,780.46	100.0%
Lee County	91,157.69	100.0%	0.00	0.0%	91,157.69	100.0%
Live Oak	652,518.00	100.0%	0.00	0.0%	652,518.00	100.0%
Marshes of Glynn	49,718.52	68.6%	22705.88	31.4%	72,424.40	100.0%
Middle Georgia Regional	119,028.13	59.6%	80816.36	40.4%	199,844.49	100.0%
Moultrie-Colquitt County	53,914.57	100.0%	0.00	0.0%	53,914.57	100.0%
Mountain Regional	43,010.00	100.0%	0.00	0.0%	43,010.00	100.0%
Newton County	101,636.69	100.0%	0.00	0.0%	101,636.69	100.0%
Northeast Georgia Regional	117,976.18	100.0%	0.00	0.0%	117,976.18	100.0%
Northwest Georgia Regional	44,905.71	88.2%	6000.00	11.8%	50,905.71	100.0%
Ocmulgee Regional	7,139.73	9.8%	65962.50	90.2%	73,102.23	100.0%
Oconee Regional	88,516.80	62.2%	53846.25	37.8%	142,363.05	100.0%
Ochopee Regional	54,733.34	100.0%	0.00	0.0%	54,733.34	100.0%
Okfenokee Regional	87,614.08	100.0%	0.00	0.0%	87,614.08	100.0%
Peach County	15,707.55	100.0%	0.00	0.0%	15,707.55	100.0%
Piedmont Regional	171,596.34	100.0%	0.00	0.0%	171,596.34	100.0%
Pine Mountain Regional	22,599.22	100.0%	0.00	0.0%	22,599.22	100.0%
Roddenbery Memorial	24,608.58	85.1%	4315.97	14.9%	28,924.55	100.0%
Sara Hightower Regional	196,899.04	100.0%	0.00	0.0%	196,899.04	100.0%
Satilla Regional	0.00	0.0%	23812.52	100.0%	23,812.52	100.0%
Screven-Jenkins Regional	22,829.00	100.0%	0.00	0.0%	22,829.00	100.0%
Sequoyah Regional	301,647.39	92.9%	22896.78	7.1%	324,544.17	100.0%
South Georgia Regional	69,300.06	100.0%	0.00	0.0%	69,300.06	100.0%
Southwest Georgia Regional	90,149.22	100.0%	0.00	0.0%	90,149.22	100.0%
Statesboro Regional	106,352.00	86.6%	16427.11	13.4%	122,779.11	100.0%
Thomas County	105,947.39	100.0%	0.00	0.0%	105,947.39	100.0%
Three Rivers Regional	115,571.62	82.2%	25090.83	17.8%	140,662.45	100.0%
Troup-Harris Regional	99,430.29	100.0%	0.00	0.0%	99,430.29	100.0%
Twin Lakes	27,645.33	72.9%	10271.54	27.1%	37,916.87	100.0%
Uncle Remus Regional	434,133.57	100.0%	0.00	0.0%	434,133.57	100.0%
West Georgia Regional	708,964.17	100.0%	0.00	0.0%	708,964.17	100.0%
Worth County	18,947.95	81.5%	4310.37	18.5%	23,258.32	100.0%
Statewide	\$ 15,858,255	93.9%	\$ 1,023,233	6.1%	16,881,488.22	100.0%

Sources: Annual Reports of Georgia's public library systems for Fiscal Year 2016

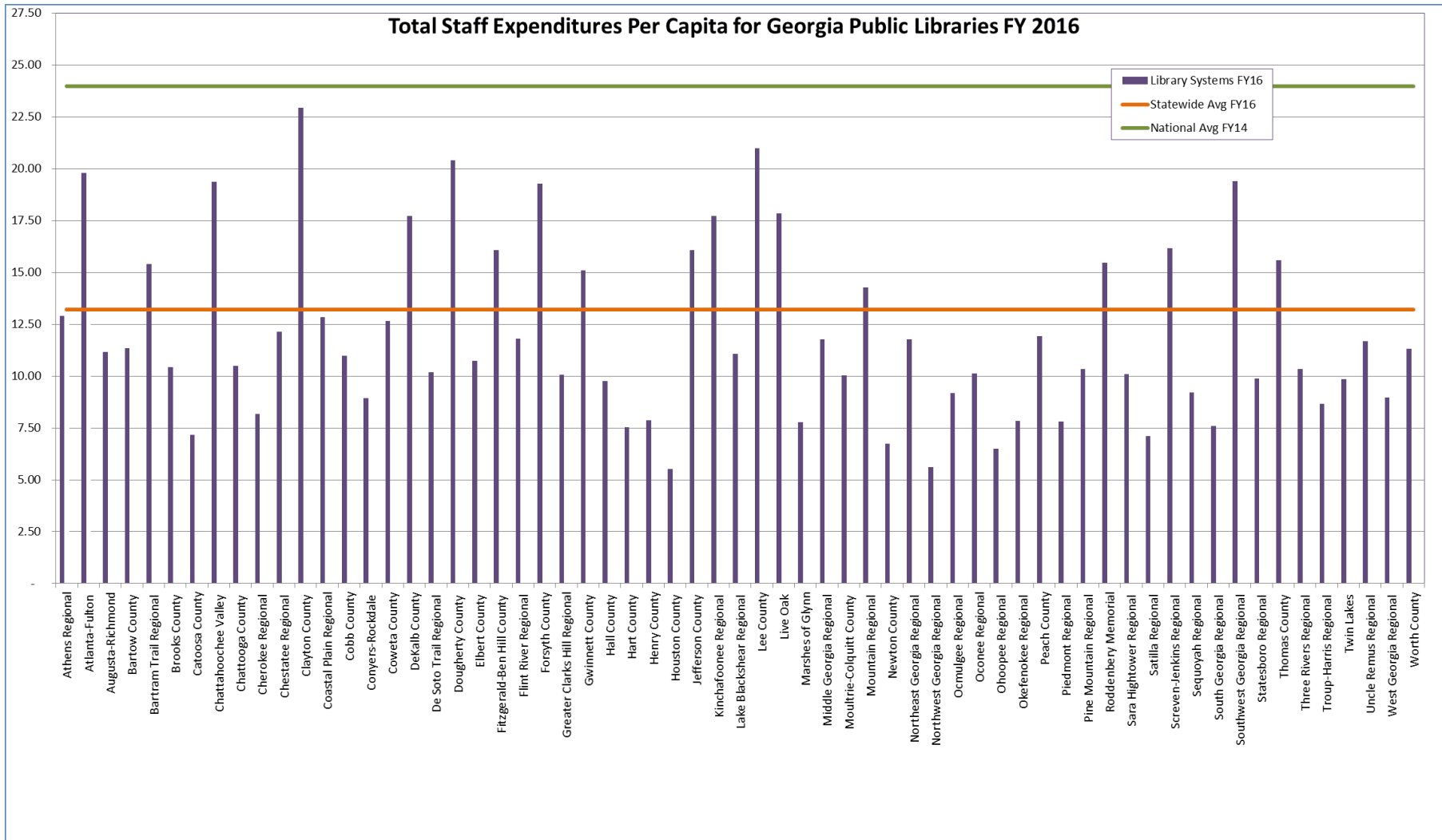
Expenditures of Georgia's Public Libraries

Per Capita Expenditures for Staff in Georgia Public Libraries

- Georgia public libraries spent an average of \$13.21 per capita for staff in FY2016, an increase of 5% over the FY2015 average of 12.64.
- All 63 library systems in Georgia spent less than the FY14 national average per capita of \$23.97 for staff.
- The majority (45) of Georgia public library systems spent less than the state average per capita of \$13.21 for staff.

Total Public Library Expenditures

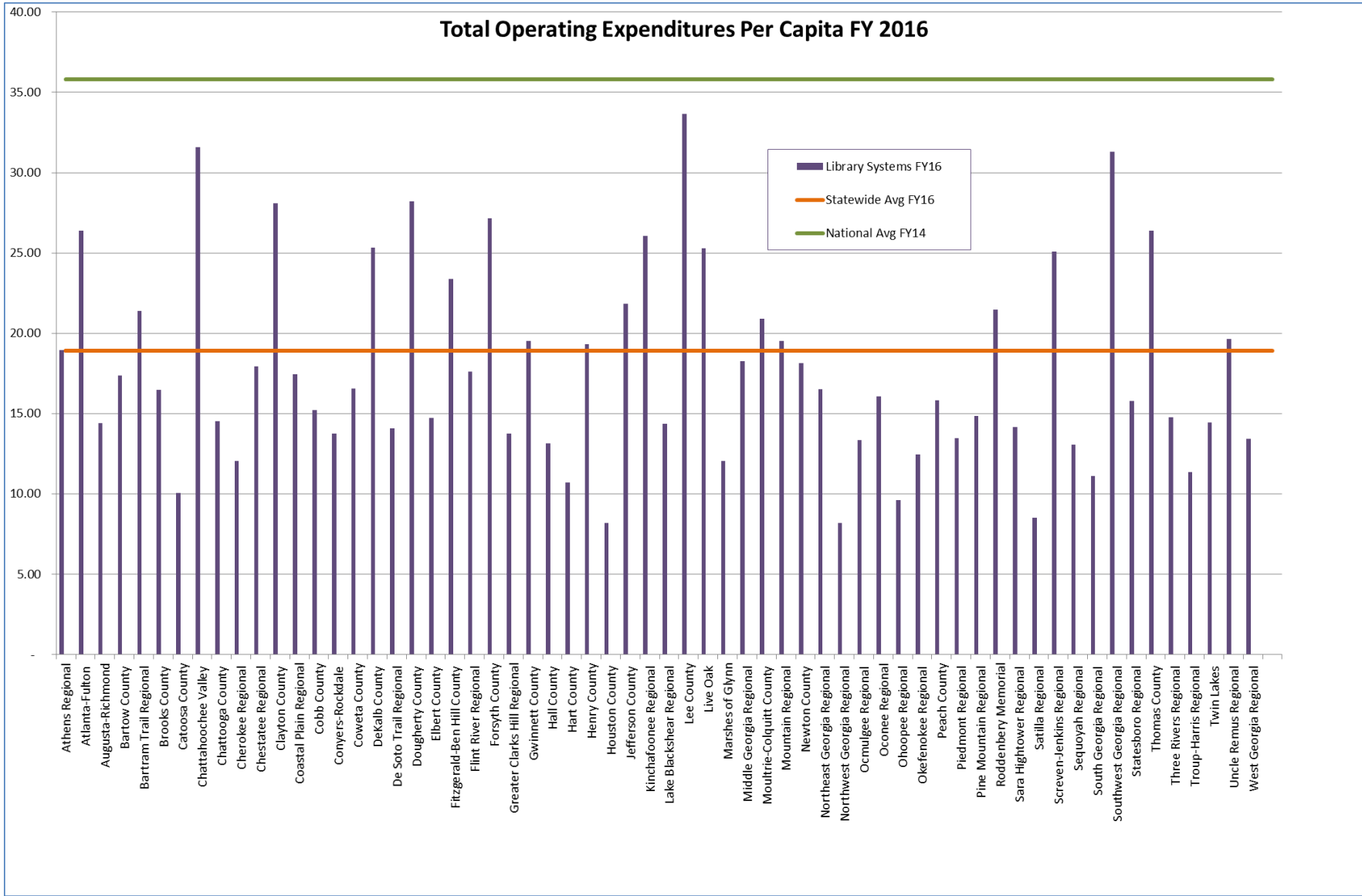
- Georgia public libraries spent an average of \$18.90 per capita on operating expenditures in FY2016, a 5% increase over the FY15 operating expenditure of \$18.05.
- 35% of Georgia's public library systems spent more per capita than the state average of \$18.90 in FY2016.
- On a per capita basis, all public library systems spent less in FY2016 than the FY2014 national average of \$35.80.
- Georgia ranked 48th in the United States for public library total operating expenditures per capita in FY2014.



Sources: Annual Reports of Georgia's public library systems for Fiscal Year 2016 and the Institute of Museum and Library Services (IMLS) Public Library Survey for Fiscal Year 2014

Staff Expenditure Per Capita in Georgia Public Libraries - FY 2014-2016									
Library System	2014			2015			2016		
	Staff Exp	Population	Per Capita	Staff Exp	Population	Per Capita	Staff Exp	Population	Per Capita
Athens Regional	\$ 2,854,578	225,833	12.64	\$ 2,931,256	224,115	13.08	\$ 2,915,337	226,216	12.89
Atlanta-Fulton	21,353,133	995,984	21.44	19,361,172	1,018,601	19.01	20,509,891	1,035,754	19.80
Augusta-Richmond				2,496,286	203,625	12.26	2,280,216	204,435	11.15
Bartow County	1,197,357	108,201	11.07	1,189,117	103,438	11.50	1,186,951	104,521	11.36
Bartram Trail Regional	469,558	34,725	13.52	477,217	33,371	14.30	514,299	33,417	15.39
Brooks County	240,298	16,570	14.50	210,933	15,464	13.64	161,089	15,439	10.43
Catoosa County	406,109	67,318	6.03	457,949	66,522	6.88	481,085	67,127	7.17
Chattahoochee Valley	4,646,079	225,186	20.63	4,341,035	233,503	18.59	4,553,383	235,168	19.36
Chattooga County	249,991	26,579	9.41	256,718	25,171	10.20	263,998	25,187	10.48
Cherokee Regional	643,559	87,589	7.35	646,867	85,272	7.59	699,564	85,555	8.18
Chestatee Regional	671,224	57,167	11.74	709,458	55,252	12.84	680,074	56,075	12.13
Clayton County	4,246,801	272,197	15.60	5,526,452	269,649	20.49	6,244,818	272,364	22.93
Coastal Plain Regional	926,404	98,774	9.38	919,038	94,637	9.71	1,218,535	94,976	12.83
Cobb County	8,152,078	732,504	11.13	7,981,783	735,825	10.85	8,178,412	745,143	10.98
Conyers-Rockdale	765,814	91,500	8.37	815,292	89,299	9.13	809,607	90,489	8.95
Coweta County	1,498,330	140,969	10.63	1,552,010	138,639	11.19	1,789,594	141,369	12.66
DeKalb County	11,743,698	721,520	16.28	11,918,641	726,171	16.41	12,982,796	732,586	17.72
De Soto Trail Regional	492,419	38,051	12.94	358,756	36,809	9.75	374,077	36,749	10.18
Dougherty County	1,275,053	97,331	13.10	1,682,587	93,142	18.06	1,900,837	93,228	20.39
East Central Georgia Regional	2,422,705	234,310	10.34						
Elbert County	227,496	20,247	11.24	233,738	19,537	11.96	209,206	19,505	10.73
Fitzgerald-Ben Hill County	307,748	18,092	17.01	280,552	17,691	14.73	285,920	17,780	16.08
Flint River Regional	3,018,892	269,759	11.19	3,057,967	262,435	11.65	3,125,325	264,506	11.82
Forsyth County	3,911,999	204,585	19.12	3,980,717	209,023	19.04	4,157,917	215,831	19.26
Greater Clarks Hill Regional	1,278,680	147,943	8.64	1,314,969	178,529	7.37	1,829,334	181,970	10.05
Gwinnett County	13,332,710	891,721	14.95	13,939,615	894,928	15.58	13,766,393	912,741	15.08
Hall County	2,005,642	196,993	10.18	1,966,270	194,153	10.13	1,925,527	197,356	9.76
Hart County	141,399	25,723	5.50	144,199	25,628	5.63	193,649	25,718	7.53
Henry County	1,565,547	230,973	6.78	1,561,106	219,654	7.11	1,761,924	223,916	7.87
Houston County	816,150	151,582	5.38	841,796	152,213	5.53	853,820	154,491	5.53
Jefferson County	313,551	17,256	18.17	228,912	16,286	14.06	261,589	16,268	16.08
Kinchafoonee Regional	508,476	32,515	15.64	516,891	30,517	16.94	537,747	30,339	17.72
Lake Blackshear Regional	745,607	78,425	9.51	764,578	73,963	10.34	817,982	73,898	11.07
Lee County	643,801	30,127	21.37	651,410	30,113	21.63	642,900	30,634	20.99
Live Oak	6,626,368	406,815	16.29	6,751,040	408,098	16.54	7,384,630	413,636	17.85
Marshes of Glynn	461,961	83,648	5.52	527,010	83,355	6.32	666,481	84,279	7.79
Middle Georgia Regional	2,940,073	236,235	12.45	2,745,032	228,846	12.00	2,700,094	229,412	11.77
Moultrie-Colquitt County	505,939	47,638	10.62	479,895	47,235	10.16	479,315	47,715	10.05
Mountain Regional	790,539	57,920	13.65	750,595	56,748	13.23	814,213	57,074	14.27
Newton County	746,133	110,140	6.77	757,649	106,470	7.12	729,752	108,481	6.73
Northeast Georgia Regional	1,411,557	117,598	12.00	1,250,312	114,553	10.91	1,357,814	115,322	11.77
Northwest Georgia Regional	758,036	207,400	3.65	860,413	200,915	4.28	1,138,181	202,387	5.62
Ocmulgee Regional	670,043	83,071	8.07	599,347	79,019	7.58	726,195	79,032	9.19
Oconee Regional	965,460	92,264	10.46	865,494	88,844	9.74	902,609	89,137	10.13
Ooapee Regional	475,034	80,456	5.90	409,400	77,844	5.26	508,528	78,353	6.49
Okefenokee Regional	644,617	94,635	6.81	622,339	92,273	6.74	728,128	92,861	7.84
Peach County	348,173	29,740	11.71	315,182	27,214	11.58	326,065	27,313	11.94
Piedmont Regional	1,666,807	162,220	10.27	1,222,903	157,947	7.74	1,261,637	161,465	7.81
Pine Mountain Regional	664,335	65,369	10.16	676,507	62,548	10.82	645,228	62,463	10.33
Roddenberry Memorial	415,374	25,865	16.06	388,575	25,694	15.12	400,474	25,902	15.46
Sara Hightower Regional	1,459,289	141,598	10.31	1,415,032	138,420	10.22	1,403,067	139,127	10.08
Satilla Regional	354,370	53,298	6.65	369,736	52,247	7.08	373,902	52,615	7.11
Screven-Jenkins Regional	424,198	23,186	18.30	397,436	23,559	16.87	381,095	23,584	16.16
Sequoyah Regional	2,643,983	295,779	8.94	2,606,629	295,353	8.83	2,775,445	301,395	9.21
South Georgia Regional	1,040,596	134,337	7.75	870,738	130,825	6.66	1,005,349	132,547	7.58
Southwest Georgia Regional	813,000	43,433	18.72	783,688	42,444	18.46	825,531	42,549	19.40
Statesboro Regional	1,421,279	155,811	9.12	1,471,118	153,599	9.58	1,537,982	155,895	9.87
Thomas County	695,013	45,590	15.24	698,058	45,517	15.34	714,851	45,842	15.59
Three Rivers Regional	1,084,674	151,031	7.18	1,290,922	146,426	8.82	1,525,562	147,773	10.32
Troup-Harris Regional	1,032,673	104,875	9.85	958,041	104,020	9.21	910,220	105,172	8.65
Twin Lakes	407,012	47,336	8.60	386,080	46,457	8.31	459,750	46,666	9.85
Uncle Remus Regional	1,638,227	171,890	9.53	1,776,163	167,575	10.60	1,979,394	169,509	11.68
West Georgia Regional	3,520,453	465,338	7.57	3,782,541	451,656	8.37	4,127,290	459,617	8.98
Worth County	239,833	22,142	10.83	240,502	21,236	11.33	239,966	21,208	11.31
Statewide	\$129,937,933	10,344,907	12.56	\$129,563,664	10,250,112	12.64	\$137,132,542	10,379,084	13.21
Statewide FY 2016	13.21			National FY 2014		23.97			
Statewide FY 2014	12.56			Georgia State Ranking		46			

Total Operating Expenditures Per Capita FY 2016



Sources: Annual Reports of Georgia’s public library systems for Fiscal Year 2016 and the Institute of Museum and Library Services (IMLS) Public Library Survey for Fiscal Year 2014

Expenditure Per Capita in Georgia Public Libraries - FY 2014-2016									
Library System	2014			2015			2016		
	All Lib Exp	Population	Per Capita	All Lib Exp	Population	Per Capita	All Lib Exp	Population	Per Capita
Athens Regional	\$ 4,578,182	225,833	20.27	\$ 4,343,122	224,115	19.38	\$ 4,284,653	226,216	18.94
Atlanta-Fulton	28,942,020	995,984	29.06	25,777,219	1,018,601	25.31	27,342,484	1,035,754	26.40
Augusta-Richmond				3,647,511	203,625	17.91	2,942,736	204,435	14.39
Bartow County	1,779,729	108,201	16.45	1,852,843	103,438	17.91	1,814,403	104,521	17.36
Bartram Trail Regional	697,685	34,725	20.09	701,202	33,371	21.01	714,160	33,417	21.37
Brooks County	325,912	16,570	19.67	309,186	15,464	19.99	254,558	15,439	16.49
Catoosa County	685,213	67,318	10.18	759,236	66,522	11.41	673,992	67,127	10.04
Chattahoochee Valley	6,505,339	225,186	28.89	6,515,473	233,503	27.90	7,429,746	235,168	31.59
Chattooga County	408,717	26,579	15.38	393,736	25,171	15.64	365,332	25,187	14.50
Cherokee Regional	977,894	87,589	11.16	1,007,329	85,272	11.81	1,030,589	85,555	12.05
Chestatee Regional	1,014,334	57,167	17.74	1,015,762	55,252	18.38	1,006,408	56,075	17.95
Clayton County	5,093,767	272,197	18.71	6,974,802	269,649	25.87	7,646,608	272,364	28.07
Coastal Plain Regional	1,533,126	98,774	15.52	1,525,695	94,637	16.12	1,658,873	94,976	17.47
Cobb County	11,631,461	732,504	15.88	11,810,869	735,825	16.05	11,332,232	745,143	15.21
Conyers-Rockdale	1,122,994	91,500	12.27	1,150,498	89,299	12.88	1,244,293	90,489	13.75
Coweta County	2,341,576	140,969	16.61	2,325,181	138,639	16.77	2,339,529	141,369	16.55
DeKalb County	14,825,324	721,520	20.55	16,092,608	726,171	22.16	18,566,339	732,586	25.34
De Soto Trail Regional	710,937	38,051	18.68	452,548	36,809	12.29	516,664	36,749	14.06
Dougherty County	1,802,614	97,331	18.52	2,335,310	93,142	25.07	2,628,545	93,228	28.19
East Central Georgia Regional	3,616,018	234,310	15.43						
Elbert County	293,336	20,247	14.49	321,628	19,537	16.46	287,358	19,505	14.73
Fitzgerald-Ben Hill County	392,890	18,092	21.72	397,359	17,691	22.46	415,463	17,780	23.37
Flint River Regional	4,511,757	269,759	16.73	4,463,296	262,435	17.01	4,659,645	264,506	17.62
Forsyth County	5,417,902	204,585	26.48	5,593,357	209,023	26.76	5,858,587	215,831	27.14
Greater Clarks Hill Regional	2,057,620	147,943	13.91	2,226,575	178,529	12.47	2,502,723	181,970	13.75
Gwinnett County	17,830,498	891,721	20.00	18,378,803	894,928	20.54	17,818,375	912,741	19.52
Hall County	2,601,585	196,993	13.21	2,625,695	194,153	13.52	2,597,029	197,356	13.16
Hart County	262,138	25,723	10.19	285,424	25,628	11.14	275,338	25,718	10.71
Henry County	2,070,150	230,973	8.96	2,150,349	219,654	9.79	4,329,669	223,916	19.34
Houston County	1,211,458	151,582	7.99	1,256,640	152,213	8.26	1,267,096	154,491	8.20
Jefferson County	427,649	17,256	24.78	364,542	16,286	22.38	355,488	16,268	21.85
Kinchafoonee Regional	740,993	32,515	22.79	839,888	30,517	27.52	790,572	30,339	26.06
Lake Blackshear Regional	1,073,077	78,425	13.68	1,113,734	73,963	15.06	1,061,151	73,898	14.36
Lee County	1,071,314	30,127	35.56	1,041,967	30,113	34.60	1,030,878	30,634	33.65
Live Oak	8,955,943	406,815	22.01	9,111,389	408,098	22.33	10,458,783	413,636	25.28
Marshes of Glynn	734,792	83,648	8.78	942,127	83,355	11.30	1,016,641	84,279	12.06
Middle Georgia Regional	4,533,425	236,235	19.19	4,378,140	228,846	19.13	4,192,217	229,412	18.27
Moultrie-Colquitt County	726,638	47,638	15.25	720,922	47,235	15.26	997,713	47,715	20.91
Mountain Regional	1,091,791	57,920	18.85	892,375	56,748	15.73	1,115,126	57,074	19.54
Newton County	1,566,629	110,140	14.22	1,521,243	106,470	14.29	1,969,168	108,481	18.15
Northeast Georgia Regional	1,853,079	117,598	15.76	1,864,496	114,553	16.28	1,906,503	115,322	16.53
Northwest Georgia Regional	1,173,964	207,400	5.66	1,367,717	200,915	6.81	1,654,526	202,387	8.18
Ocmulgee Regional	975,169	83,071	11.74	945,430	79,019	11.96	1,054,772	79,032	13.35
Oconee Regional	1,548,779	92,264	16.79	1,445,805	88,844	16.27	1,430,450	89,137	16.05
Ohoopsee Regional	713,283	80,456	8.87	748,455	77,844	9.61	754,219	78,353	9.63
Okfenokee Regional	944,596	94,635	9.98	1,090,612	92,273	11.82	1,154,729	92,861	12.44
Peach County	483,290	29,740	16.25	451,810	27,214	16.60	431,773	27,313	15.81
Piedmont Regional	2,535,486	162,220	15.63	2,248,856	157,947	14.24	2,171,236	161,465	13.45
Pine Mountain Regional	856,533	65,369	13.10	1,037,683	62,548	16.59	928,150	62,463	14.86
Roddenbery Memorial	581,800	25,865	22.49	551,929	25,694	21.48	556,292	25,902	21.48
Sara Hightower Regional	2,192,291	141,598	15.48	2,184,555	138,420	15.78	1,968,397	139,127	14.15
Satilla Regional	478,104	53,298	8.97	560,085	52,247	10.72	448,113	52,615	8.52
Screven-Jenkins Regional	634,056	23,186	27.35	669,447	23,559	28.42	591,946	23,584	25.10
Sequoyah Regional	3,869,362	295,779	13.08	3,815,427	295,353	12.92	3,936,648	301,395	13.06
South Georgia Regional	1,399,649	134,337	10.42	1,069,150	130,825	8.17	1,473,326	132,547	11.12
Southwest Georgia Regional	1,173,637	43,433	27.02	1,235,936	42,444	29.12	1,331,065	42,549	31.28
Statesboro Regional	1,980,854	155,811	12.71	2,204,876	153,599	14.35	2,459,036	155,895	15.77
Thomas County	1,164,018	45,590	25.53	1,174,592	45,517	25.81	1,209,876	45,842	26.39
Three Rivers Regional	1,770,675	151,031	11.72	2,021,996	146,426	13.81	2,183,539	147,773	14.78
Troup-Harris Regional	1,419,360	104,875	13.53	1,380,846	104,020	13.27	1,193,434	105,172	11.35
Twin Lakes	596,166	47,336	12.59	648,068	46,457	13.95	674,123	46,666	14.45
Uncle Remus Regional	2,899,051	171,890	16.87	2,959,319	167,575	17.66	3,327,189	169,509	19.63
West Georgia Regional	5,246,806	465,338	11.28	5,373,326	451,656	11.90	6,168,504	459,617	13.42
Worth County	330,620	22,142	14.93	326,483	21,236	15.37	334,092	21,208	15.75
Statewide	\$ 182,985,052.78	10,344,907	17.69	\$ 184,992,477.97	10,250,112	18.05	\$ 196,133,102.09	10,379,084	18.90
Statewide FY 2016	18.90			National FY 2014		35.80			
Statewide FY 2014	17.69			Georgia State Ranking		48			



Sources: Annual Reports of Georgia's public library systems for Fiscal Years 2014 – 2016

Key Services of GPLS for Georgia's Public Libraries

- Represent and advocate for public libraries at the state and national levels
- Administer state and federal grants
- Administer the capital construction and MRR grant programs
- Provide consulting services through phone and email correspondence and on-site visits
- Provide training for library staff and trustees
- Promote and facilitate resource sharing and strategic partnerships
- Coordinate statewide programs that promote family literacy for children and parents
- Coordinate statewide library statistics
- Provide funding, support, and management of broadband networks statewide
- Provide centralized support and hosting for cloud computing for public access computers
- Provide web-hosting and email hosting
- Administer and support PINES -- The **P**ublic **I**nformation **N**etwork for **E**lectronic **S**ervices, the Georgia public library automation and lending network
- Provide Help Desk support for PINES and technology needs, available via online access and toll-free phone number
- Provide access to GALILEO, both on-site at all libraries and at home for validated patrons
- Administer GLASS, which provides library services and accessible technology for readers whose physical abilities require the use of books and magazines in audio or braille formats
- Provide a professional materials collection for practicing librarians and for library school students

Expenditures and Staffing of GPLS - FY 2016

- In Fiscal Year 2016, total state funding for Georgia Public Library Service was approximately \$32.9 million, 79.8% of which was distributed directly to public libraries under the grants program.

- Georgia Public Library Service used 8.9% of its budget for agency operations while 11.3% was spent on on-behalf services to libraries, including the costs of coordinating the statewide public library initiatives of PINES, GALILEO and internet services.

- A total of **51** positions are allocated for the Georgia Public Library Service. Only **46.5** of these are currently filled.
 - GLASS – 17 FTE
 - PINES and IT – 14 FTE
 - Library Development – 4.5 FTE
 - Administration and Business Services – 11 FTE

GPLS – FY2016 Benchmarks and Milestones

PINES

- Continued to facilitate resource sharing, with intraPINES loans of 628,221
- Circulated 17,264,835 items as of FY16
- Over 1.8 million PINES library cards in use during FY16
- Extended and continued to maintain the PINES integrated library computer system in 53 public library systems and served patrons in all 159 Georgia counties
- Contracted with a courier (book delivery) service among all public library system central facilities and University System of Georgia (USG) academic libraries, making the collections of these libraries truly a statewide resource
- Participated in the wider Evergreen community by continuing cooperative software development efforts
- Provided quarterly scheduled training and customized on-demand sessions for the PINES member library systems

General Public Library Support

- Continued to work with libraries and local funding agencies to maintain excellence in services through challenging economic times
- Provided continuing support to Friends of Georgia Libraries
- Continued to provide training for library staff and trustees through both instructor-led training on demand and through scholarships to training offered by outside vendors
- Provided local strategic planning assistance to public library systems

- Continued to administer and utilize funds provided by the federal Library Services and Technology Act toward the improvement and enhancement of library services in Georgia
- Continued to coordinate, gather, and publish public library statistics for information, decision-making, and advocacy

Planning and Construction

- Consulted with public library stakeholders in the development and implementation of public library design standards
- Continued to work with the Georgia State Financing and Investment Commission in funding for construction and with public libraries in implementation of capital outlay programs
- Coordinated Georgia's public library planning and construction program, a match program assisting in new library construction as well as renovations and additions
- Completed over 65 state-funded projects since 2005 with an additional 28 projects in the planning process awaiting awards
- Total grant funding between FY05 and FY17 has been approximately \$105 million

Youth Services

- In FY2016, helped public libraries strengthen local partnerships with agencies, institutions, businesses, and groups by coordinating LSTA-funded PRIME TIME Family Reading Time® programs at eight sites in seven library systems (Chattahoochee Valley Libraries, Coastal Plain Regional Library, DeKalb County Public Library, Marshes of Glynn Libraries, Roddenbery Memorial Library, Statesboro Regional Library, Three Rivers Regional Library System)
- 1,966 children and caregivers attended these PRIME TIME programs in FY16
- In FY16, Georgia's statewide Summer Reading Program enjoyed children's program attendance of 509,990
- GPLS coordinated a National Leadership Grant from the Institute of Museum and Library Services for B4: Birth to 4, Georgia's Early Literacy Initiative
- Partnered with other agencies, such as Georgia Department of Education, Georgia Humanities, Voices for Georgia's Children, Bright From the Start: Georgia Department of Early Care and Learning, Get Georgia Reading: Campaign for Grade Level Reading, and the Path2College 529 College Savings Plan, to help strengthen Georgia libraries' youth services programs

Services for the Blind and Others Requiring Books and Magazines in Audio Formats or in Braille

- Provided library services for the blind and others whose physical abilities require the use of books and magazines in audio format or in braille through Georgia Libraries for Accessible Statewide Services (GLASS), a network of libraries and a central distribution center

- GLASS provided materials to 15,521 registered users across Georgia in FY16
- GLASS circulated (mailed) 328,613 items to eligible enrolled readers in Georgia
- GLASS provided access to digital titles that were downloaded 119,561 times in FY16
- Promoted emphasis on outreach and patron services at the local level
- Hosted the 2016 Georgia Accessibility Conference where librarians from public libraries across the state learned about ways to provide library services to people with special needs
- Continued to assist readers with the transition from audio cassette to a digital book and magazine collection
- Recorded books by Georgia authors to be added to the BARD digital download catalog
- Developed a partnership with PINES libraries to enhance service delivery for GLASS patrons
- Developed a partnership with Benetech to provide access to Bookshare, a digital collection of 500,000 titles in accessible formats

Strategic Partnerships

- Georgia Public Library Service partners with a number of state and private organizations to provide an additional layer of support and build awareness for the state's public libraries. These partnership programs have educated and entertained thousands of Georgia residents while saving more than \$13 million in direct expenditures and providing hundreds of hours of free programming for public libraries.
- During FY2016, GPLS added the Georgia National Fair and the GFB Foundation for Agriculture, along with seven Georgia units of the National Park Service, to its roster of community partners. Strategic partnership programs were

renewed this year with Georgia State Parks & Historic Sites, the Atlanta Braves, the Atlanta Hawks, Zoo Atlanta, the Center for Puppetry Arts, the Go Fish Education Center, and VSA Arts of Georgia.

Communications

- Average distribution of the bimonthly GPLS News rose nearly 3 percent to 4,578, including copies provided to libraries, staff and trade show attendees. Hard-copy subscriptions rose to 2,621, and electronic subscriptions grew to 396, with a 1 percent increase (up to 43 percent) in “open rate,” which tracks the percentage of people who actually open the newsletter and read it. According to MailChimp tracking statistics, this is more than double the average for government agencies (21 percent) in the US.
- GPLS also saw social media interest in public libraries increase dramatically during the year, with Facebook followers increasing by 31 percent to 1,955—with the statistical average reach of our posts more than doubling. FY2016 was the first year of compiling full tracking info for the GPLS Twitter account, with 1,380 followers and 226 average impressions per day.

Technology-based Support

- Provided a centralized resource for broadband network management and E-Rate application support, assisting the libraries with vendor management, contract negotiation, and fiscal and billing reconciliation
- Provided maintenance and support for servers hosting centralized email and SPAM filtering for 47 library systems

- Provided technical support, maintenance, and hosting of websites for over 35 library systems
- Circulated 5 Technology Loaner Kits, consisting of over 25 pieces of hardware, allowing staff and patron access to emerging and innovative technologies, including virtual reality and 3D printing. Designed and developed 6 new kits slated to enter rotation early 2017; kits include 3 new street-view kits, 2 high-end VR kits, and an additional 3D printing kit
- In the form of workshops, presentations and individual talks, provided outreach featuring technology-related services and programming in order to raise awareness of technology trends and adoptions in public libraries
- Hosted a Technology Boot Camp, an initiative of GPLS to bring together IT professionals from Georgia public libraries—and in FY16 included library staff from nearby states as well. Sharing experiences and ideas and exploring opportunities made possible by emerging technologies resulted in a clearinghouse of current IT trends and practices, which is updated and maintained year-round: <http://galibtech.org/>
- Provision of a help desk for library technology – closed over 442 IT inquiries between 9/10/15 and 6/30/16 (reporting not available prior to 9/10/15 due to migration to a new help desk system)
- Hosted and supported over 1,300 cloud-based public access computers for the majority of Georgia public libraries; migrated GPLS, GDC, and GLASS Atlanta to cloud-based email

Continuing Education and Training

- Produced Virtual Staff Day, an online learning experience, for over 1,000 attendees
- In FY16, GPLS hosted live continuing education and training events for library staff, reaching 4,569 staff members. In addition, 2,351 users accessed training through the online portals of Lynda.com and Skillport, for a total figure of 6,920
- Administered Georgia Library Education Network (GLEAN) access for over 2,500 public, school and academic library employees
- Provided 5,000+ on-demand e-learning courses through GLEAN to a diverse audience of eligible library employees
- Collaborated with other state library agencies to provide Georgia libraries with monthly, comprehensive listings of free webinars covering a range of industry-related competencies and subject areas
- Promoted flexible training and continuing education programs in individual library systems by providing public libraries free access to WebEx Enterprise Edition

Resource Sharing

- Administered the reciprocal borrowing and lending activity of more than 200 GOLD multitype member libraries resulting in lending 142,982 items and borrowing 119,430 through interlibrary loans during FY16
- Purchased group access to OCLC Services for all public libraries, including a group catalog, that allows patrons access to resources beyond their library's holdings
- Paid GALILEO resource fees for all 63 public library systems to provide patron access to the statewide virtual library
- Expanded GALILEO resources for public libraries to include online language learning
- Purchased group access to the RDA Toolkit for all public libraries
- Continued to support Georgia HomePLACE as a component of the Digital Library of Georgia

Georgia Public Library Service (GPLS) – History

- A state library agency has existed in Georgia since the late 19th century.
- From 1943-1996, the agency was a unit of the Georgia Department of Education.
- From 1996-2000, the agency was a unit of the Georgia Department of Technical and Adult Education, now Technical College System of Georgia.
- Since 2000, GPLS has been a unit of the Board of Regents of the University System of Georgia.

Data Sources

Georgia Public Library Service (GPLS) produced this current picture of the 63 public library systems of Georgia using statistical data from a variety of sources:

- Annual Reports of public library systems for Fiscal Years 2000-2016;
- The Institute of Museum and Library Services report, Public Libraries in the United States: Fiscal Year 2014 (<http://harvester.census.gov/imls/publib.asp>).

Other information contained in this document came from records of projects initiated and completed by the staff of Georgia Public Library Service.

NOTE: Data in this report is subject to IMLS review in 2017 during the Public Library Survey collection process.

For a PDF of this report, visit: www.georgialibraries.org/lib/statistics